

DIRC

ORR 02

1 /10 ELECTRIC CAR KIT

2W REAR WHEEL DRIVE

Instruction Manual

POWERWD BY:

SWRC

DRR 02

Introduction:

DRR02 is a professional 1:10th back wheel drive car and should be built by aged 14 years or over or that they had experience building and operating R/C model cars before the instruction manual carefully before building. D1RC should not be liable for any loss, injury or damages, whether direct, indirect, special, incidental, consequential, arising from the use, misuse, abuse of this product or accessories required to this product.

Warnings:

- ⦿ This product is not intended for those ages under 14 year without any adult supervision.
- ⦿ Assemble this kit only in places away from the reach of children.
- ⦿ Exercise care when using tools and sharp instrument and take care some parts that may have sharp edges when building.
- ⦿ Please do not touch any electronic equipment on the model such as motor and speed controller that having higher temperatures after the operation. Otherwise, it may burn yourself seriously by touching them. Better to allow 10~15 minutes to let any electronic equipment cool down.
- ⦿ Please complete a successful pre-run check of your radio equipment and model before the run. Make sure to keep the wheels of the model off the ground when checking the operation of the radio equipment.
- ⦿ When on the model, please always turn on the transmitter before turn on the receiver in the car. When off the model, please always turn off the receiver before turn off the transmitter. Otherwise, the model may become uncontrollable and cause serious damage.
- ⦿ Disconnect the battery pack before storing your model.
- ⦿ Do not get overcharge for the battery or leave battery unattended while charging. Never let children charge the battery without adult supervision.
- ⦿ Do not operate it on public places, roads or areas where its operation can conflict with or disrupt pedestrian or vehicular traffic.
- ⦿ Do not use your model as shown below:

In places where children and people gather	In rain, wind snow or darkness condition
In areas where loud noises can disturb others	At anytime your line of sight to the model may be obstructed or impaired in any way

Electrical Precautions:

- ⦿ Please do not allow any metal part to short circuit the battery or any electronic part using inside the car kit.
- ⦿ Never put batteries into fire.
- ⦿ Use the recommended charger for the transmitter battery and battery for electronic speed control. Please follow the charging instructions carefully. Please do not over charge the battery or choose the wrong charging mode. It becomes dangerous that causes the explosion and lead to the fire. If battery becomes extremely hot during the charging, please seek the advice from or get replacement from the corresponding battery supplier.
- ⦿ Please unplug charger when not in use.
- ⦿ When not using RC model, please always disconnect and remove the battery.
- ⦿ Low battery may result in loss of control. Please stop running the car at once when you find its speed start to slow down.
- ⦿ After use the battery, the battery remains heat and please recharges it after the battery is cool down.
- ⦿ Never use damaged wires that are dangerous and cause short circuits and may lead to the fire.

Other Equipment Needed (not included):

Radio transmitter & receiver	Battery for transmitter
Electronic speed control	Steering Servo
540 Type brushes or brushless motor	Battery charger
190mm body shell	7.4V Nimh or Lipo Battery

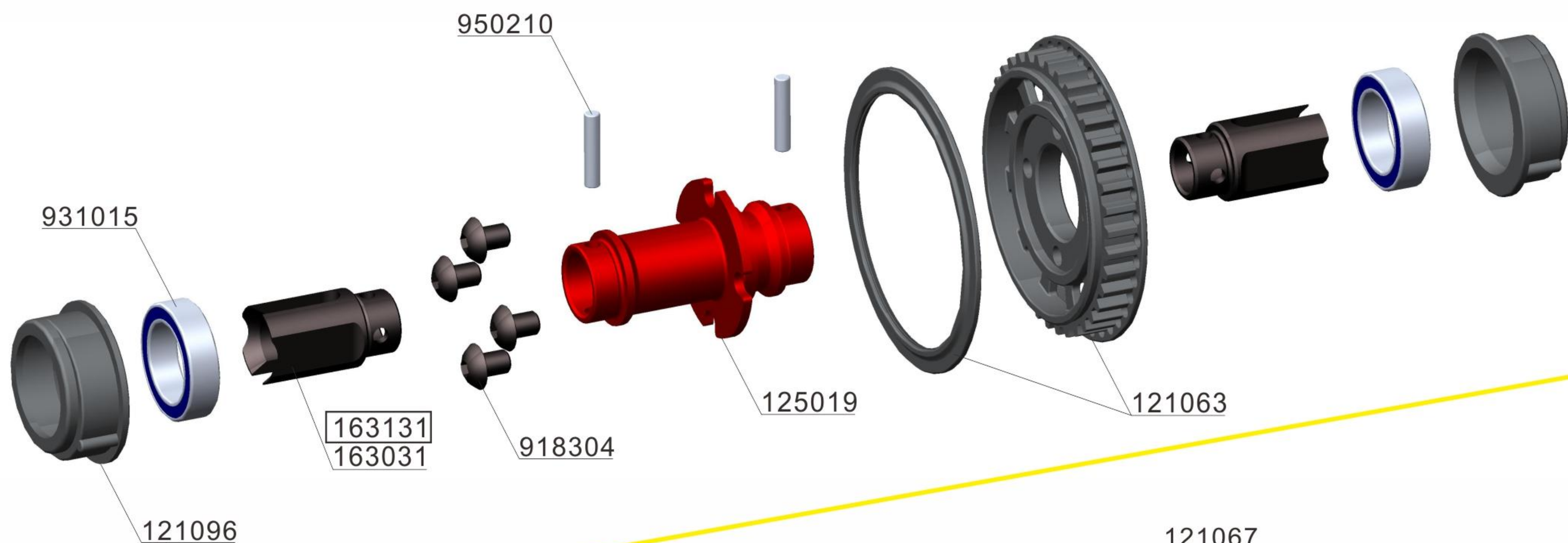
Tools Needed (not included):

1.5mm, 2.0mm, 2.5mm allen wrench	5.0mm, 5.5mm, 7.0mm hex socket wrench
Modelers craft knife	Turnbuckle wrench
Calipers/Ruler	Camber gauge
Instant glue/Thread lock glue	Shock and Diff Oil
Thrust, Diff and Joint grease	Paint for body shell

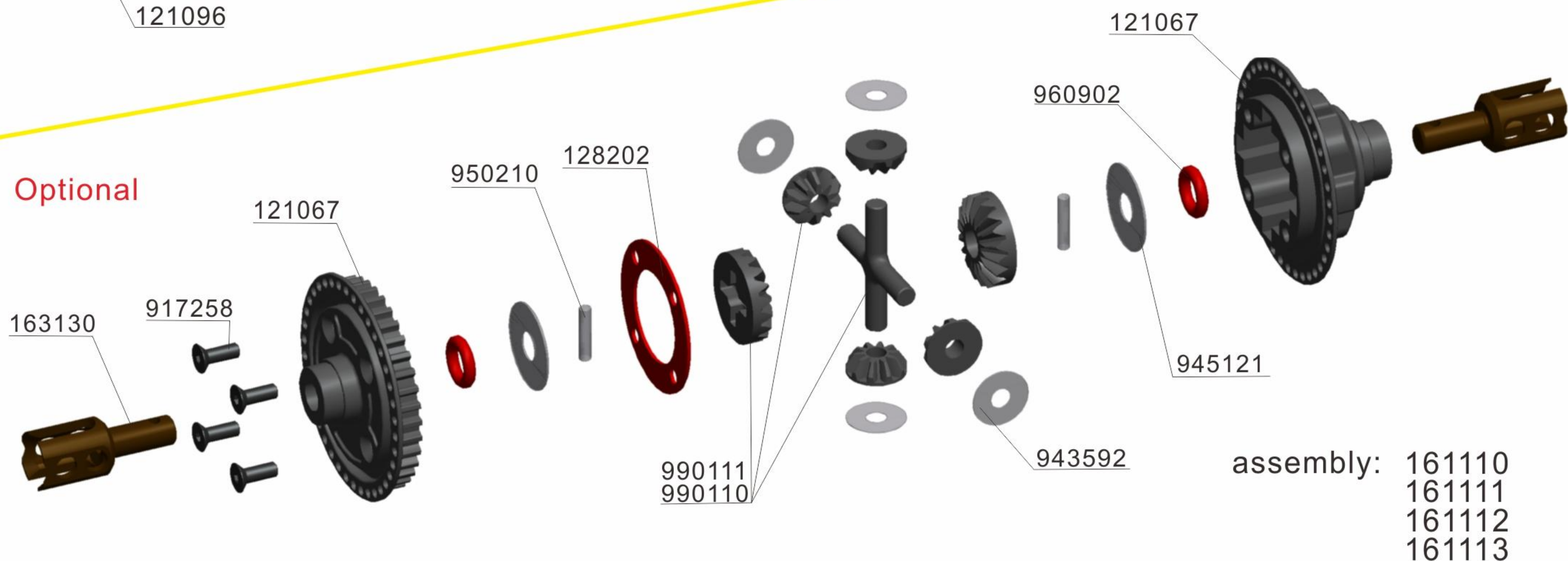
DRR 02



121096 COMPOSITE ADJUSTMENT BALL-BEARING HUB
163031 FRONT SOLID AXLE SPOOL OUTDRIVE-STEEL 10*7.5*3.1
125019 FRONT SOLID AXLE
121063 TIMING BELT PULLEY 38T

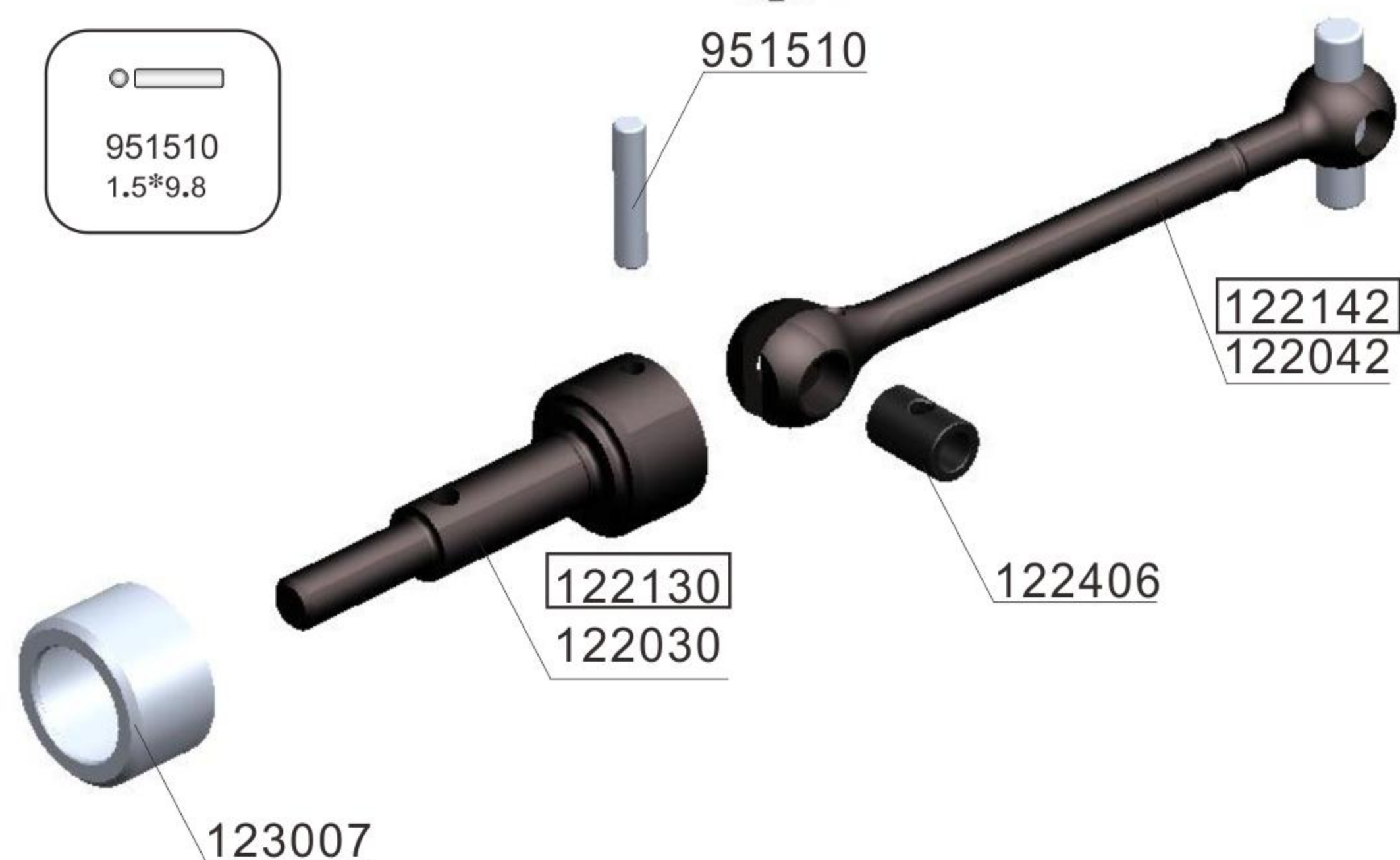


Optional



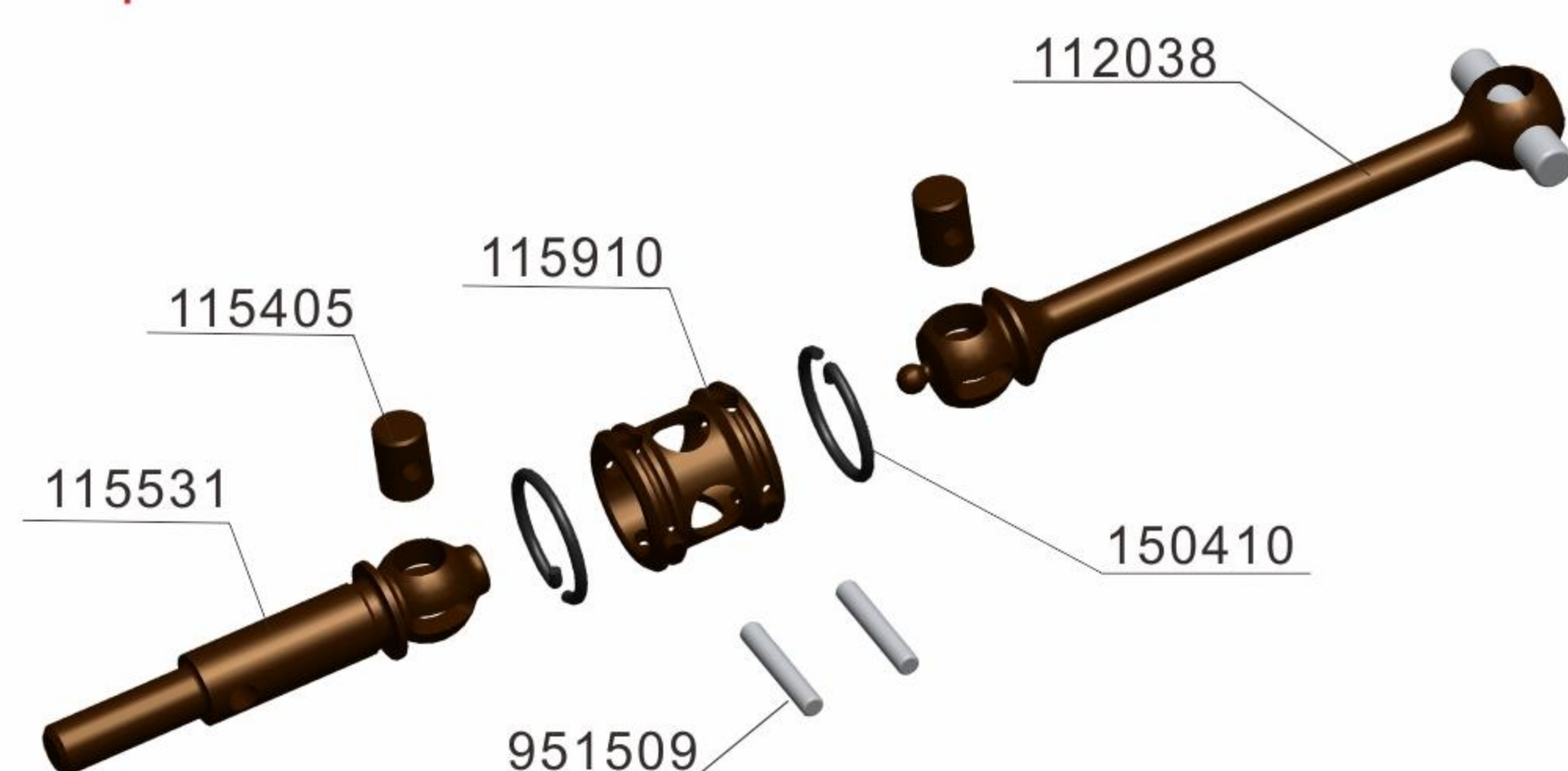
assembly: 161110
161111
161112
161113

990110 PLANETARY GEAR SET-PLASTIC
990111 PLANETARY GEAR SET-HARD COATED
163130 UNIVERSAL CVD DRIVE SHAFT-SPRING STEEL 3.1 S2
121067 COMPOSITE GEAR DIFF. CASE & COVER
128202 DIFF GASKET 26mm



122406 CVD JOINT PIECE 6*4*1.5
123007 GRAPHITE FLOATING SERVO MOUNT
122042 UNIVERSAL CVD DRIVE SHAFT--STEEL 42MM 3.0PIN
122030 CVD AXLE SHAFT-SLANTING RIGHT ANGLE

Optional

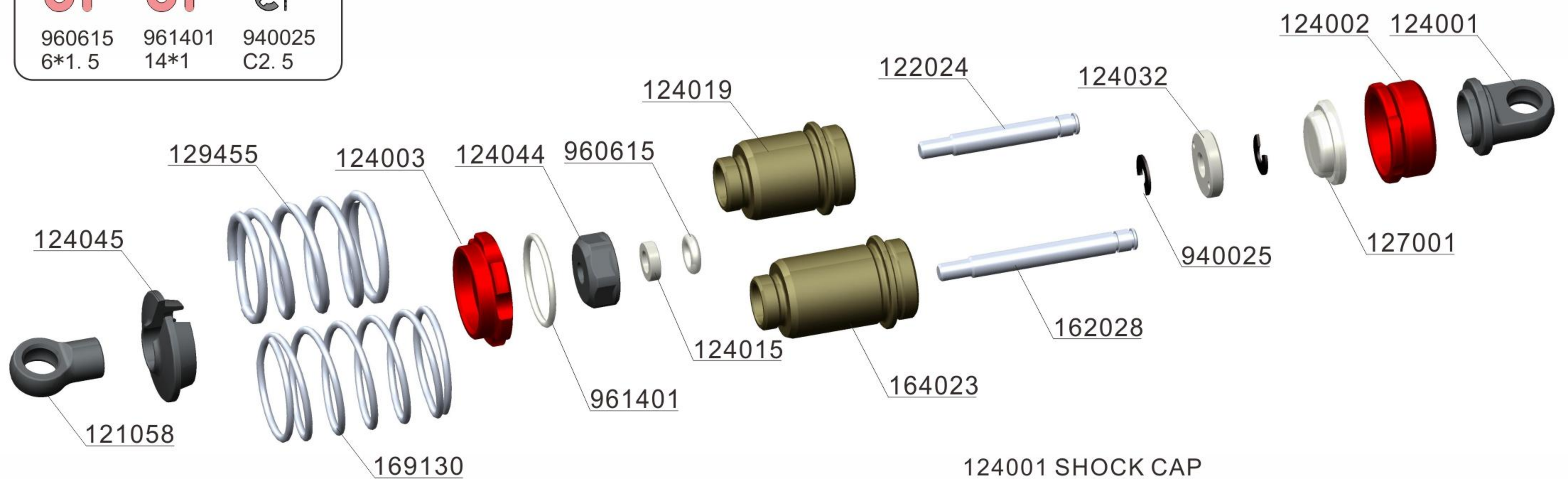


assembly: 118238

115910 UNIVERSAL DRIVE SHAFT JOINT HOUSING (SPRING STEEL)
150410 UNIVERSAL DRIVE SHAFT JOINT HOUSING C-CLIP
115405 UNIVERSAL DRIVE SHAFT CROSS JOINT
115531 UNIVERSAL DRIVE SHAFT AXLE (SPRING STEEL)
112038 38MM UNIVERSAL DRIVE SHAFT (SPRING STEEL)- 3.0 PIN-S2

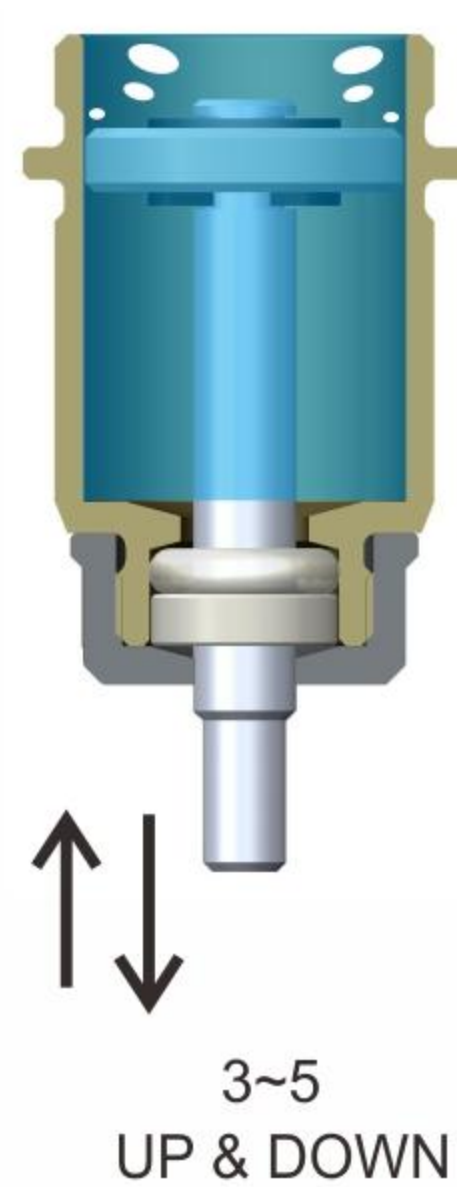
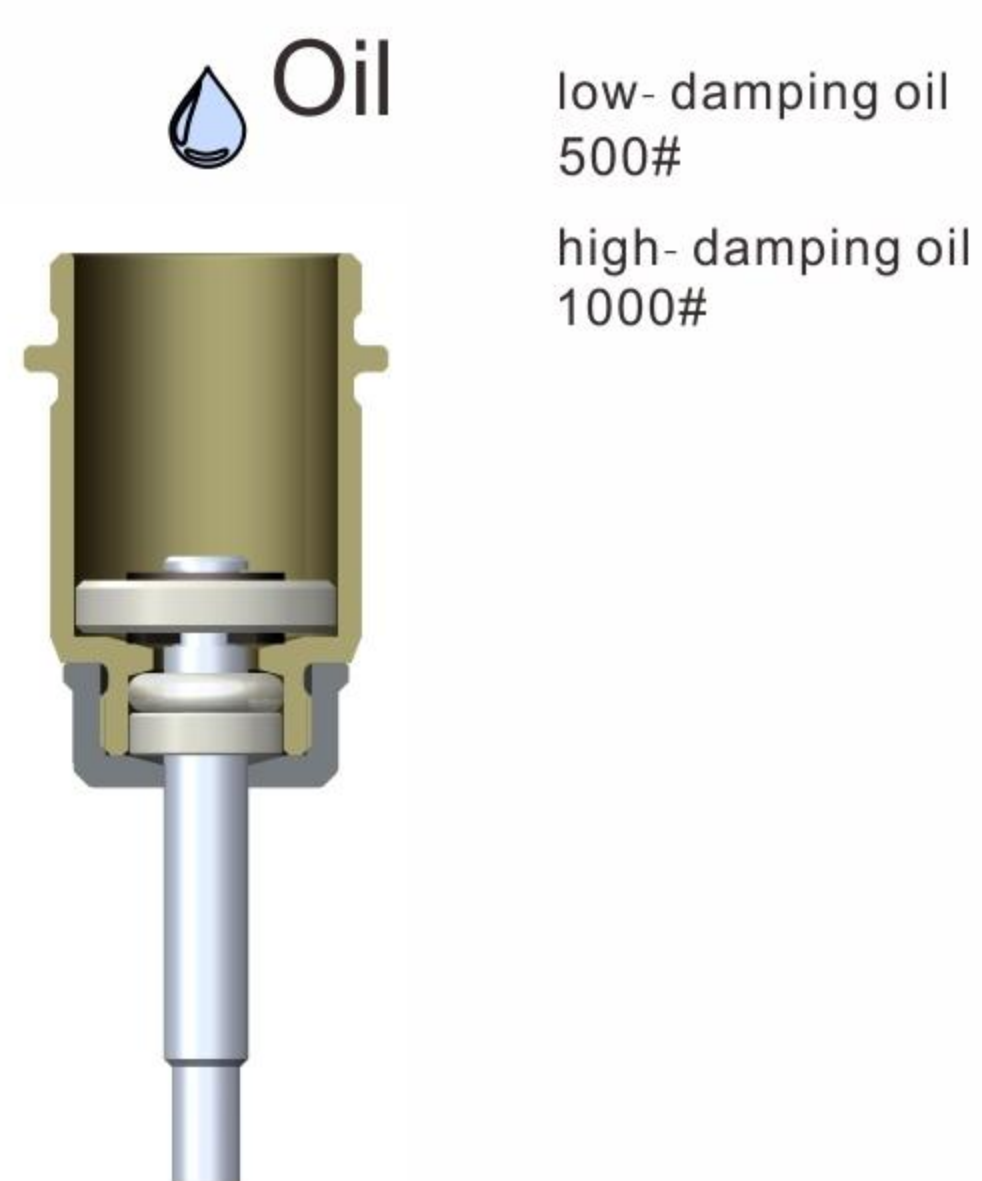
DIRR 02

		
960615 6*1.5	961401 14*1	940025 C2.5

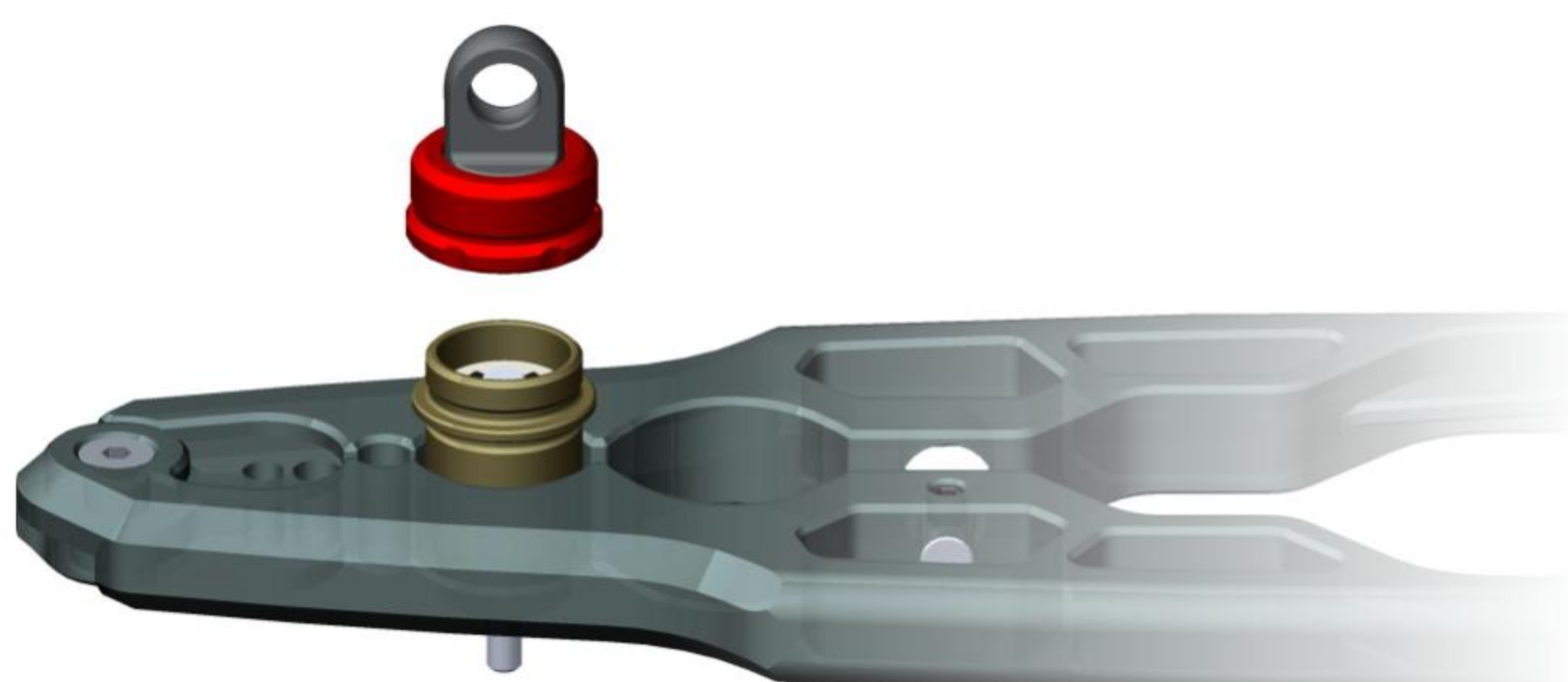
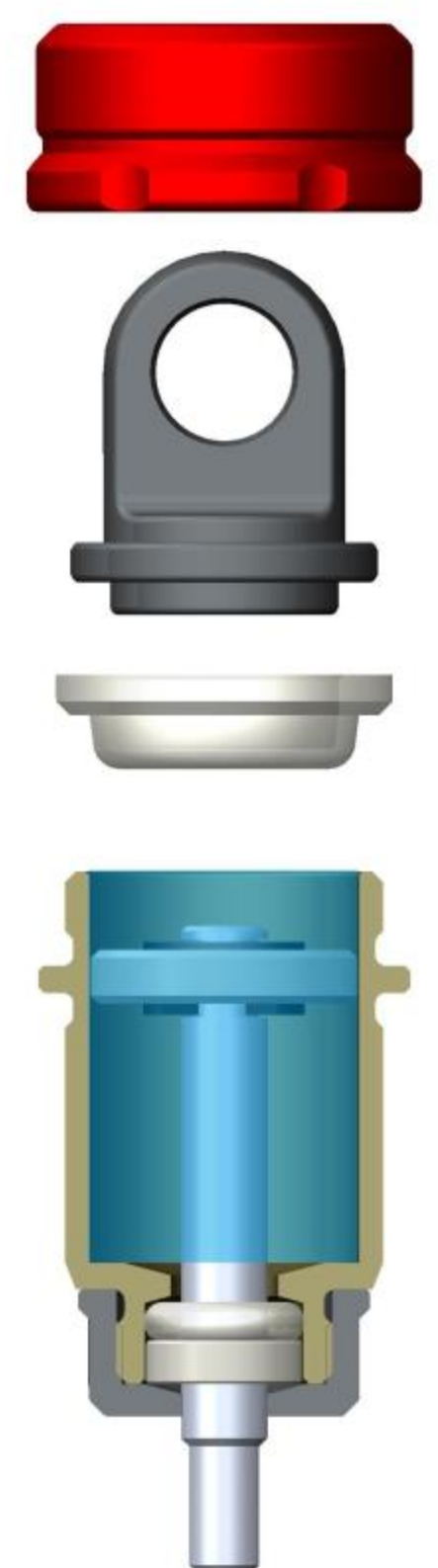


122024 HARDENED SHOCK SHAFT 3.2*24mm
 162028 HARDENED SHOCK SHAFT 3.2x30mm
 124019 SHOCK TUBE-HARD COATED-12mm*19mm
 164023 SHOCK TUBE-HARD COATED 12x23mm
 129455 1.4 * 21 * 5.0 SUSPENSION SPRING SR 3.0KG
 169130 1.1*6.5*30 SUSPENSION SPRING SR 1.5KG

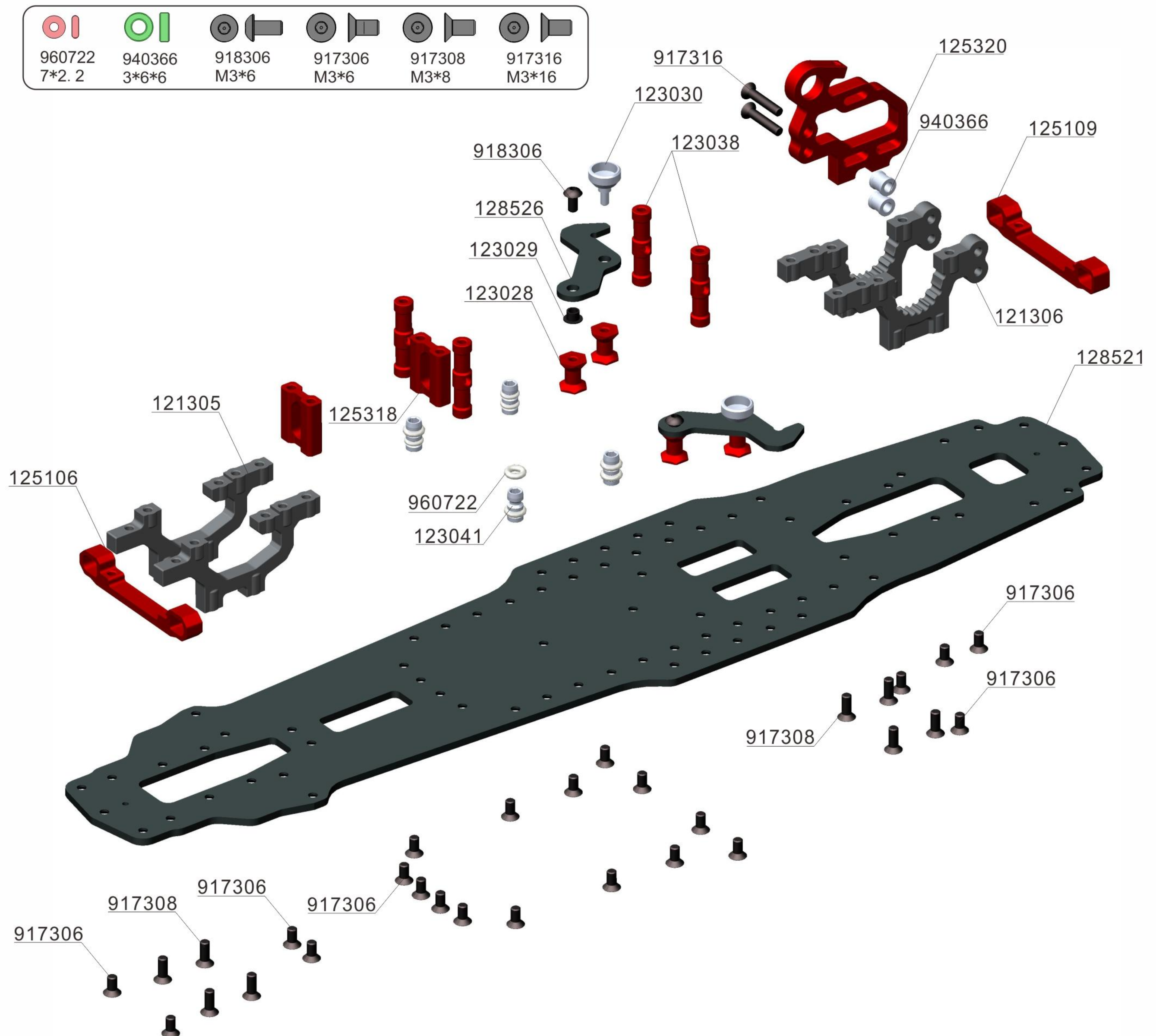
124001 SHOCK CAP
 124044 SHOCK BOTTOM CAP
 124045 SHOCK SPRING RETAINING COLLAR
 121058 SHOCK BALL JOINT
 124002 SUSPENSION NUT-12mm
 124003 SUSPENSION SPRING RETAINER-12mm
 127001 SHOCKABSORBER MEMBRANES-12mm
 124032 COMPOSITE PISTONS TAPERED
 124015 SUSPENSION SHAFT SHIM 6*3.2*1.5



Move the shock shaft up and down a few times to release the air bubbles trapped beneath the piston.

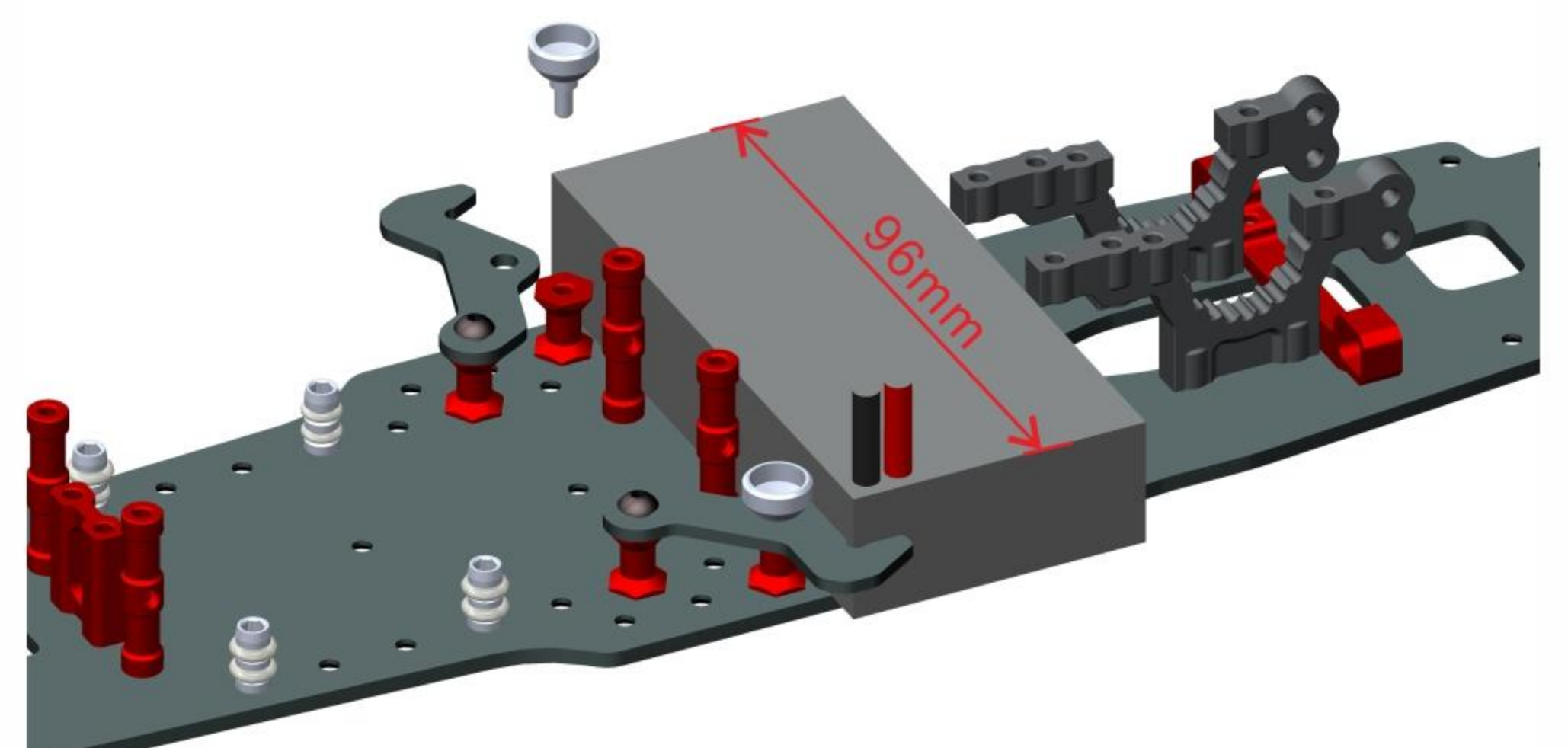
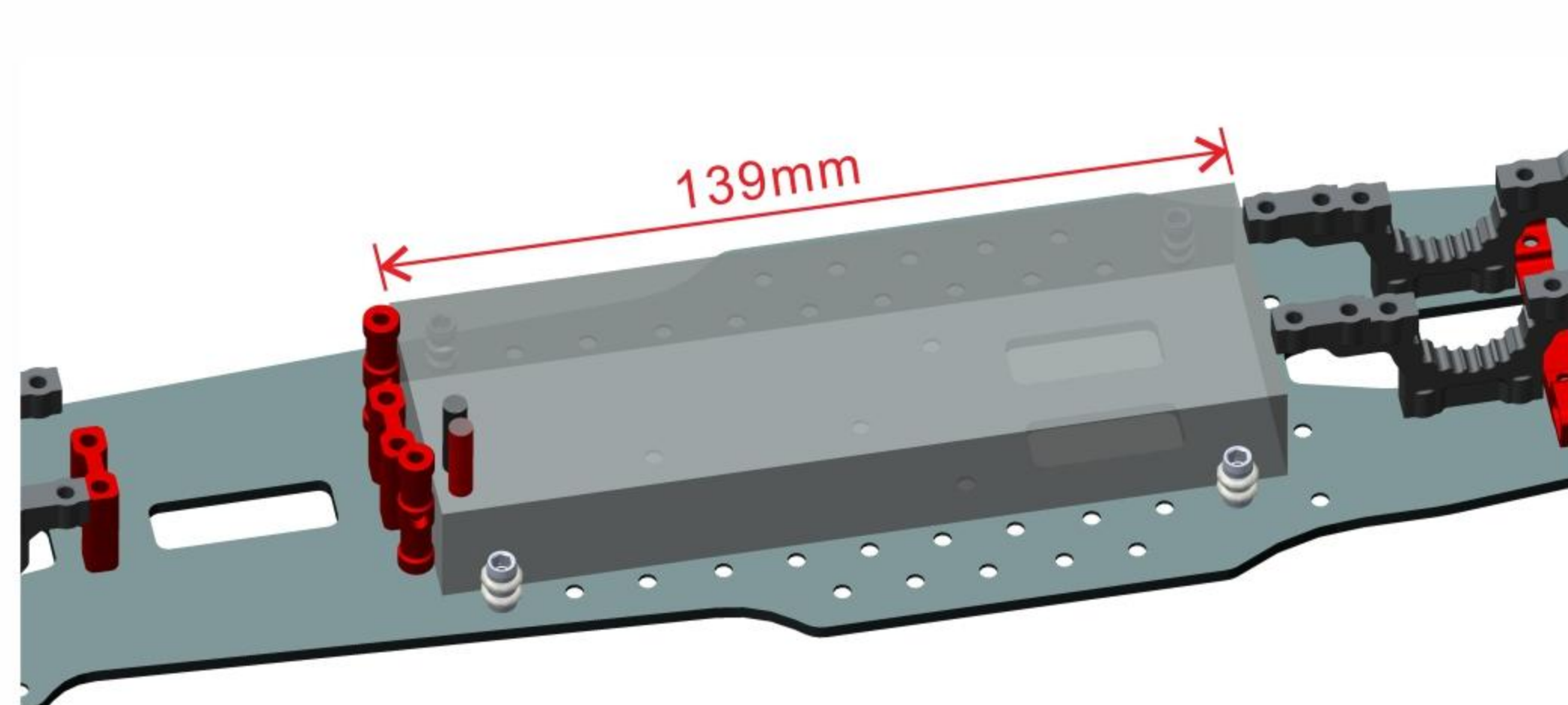


DRR 02



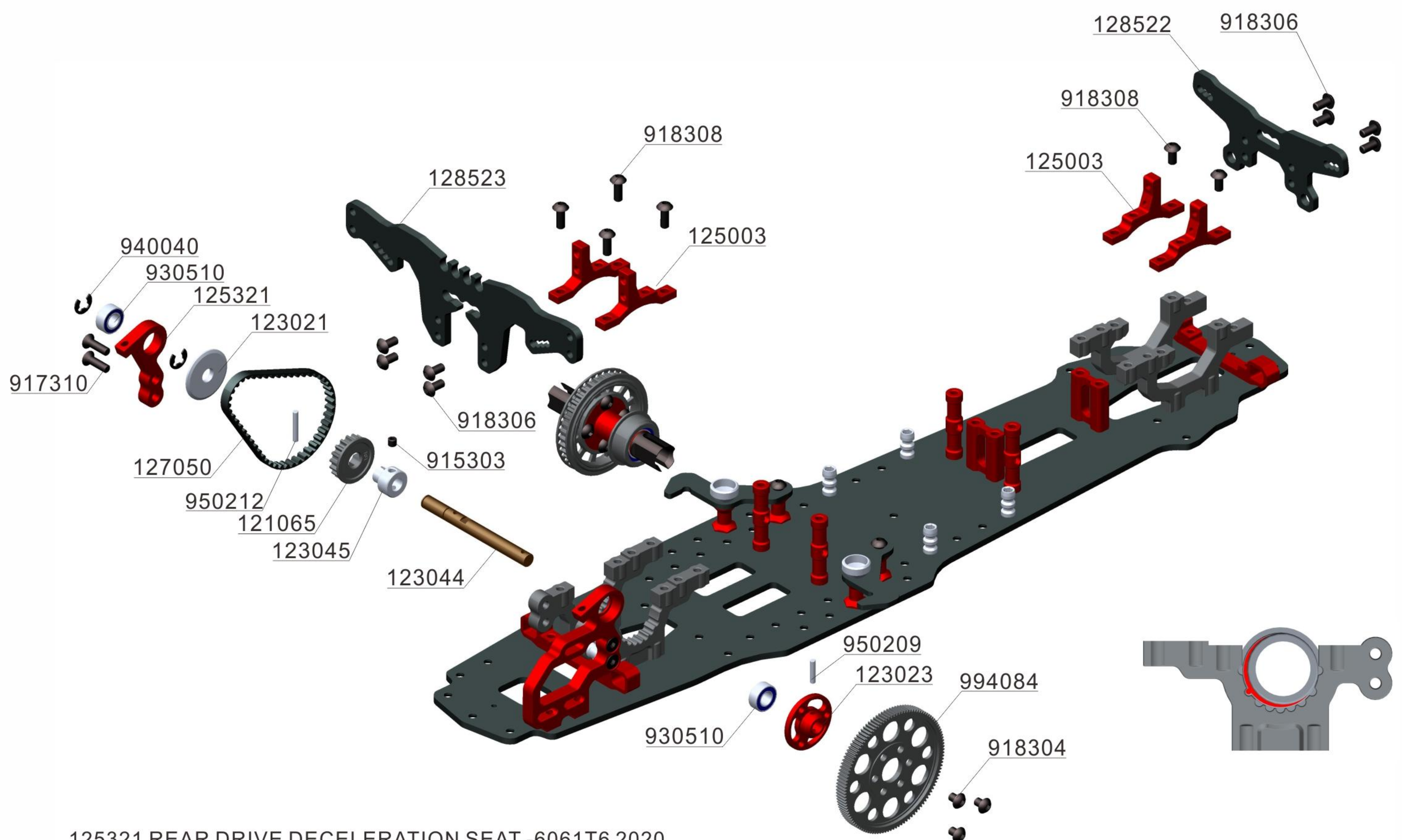
121305 COMPOSITE REAR DRIVE FRONT SEAT
 121306 COMPOSITE TWO-WHEEL DRIVE SEAT 26MM
 123029 BATTERY MOUNT SCREW BUSHING
 123030 BATTERY MOUNT HANDLER
 128521 REAR DRIVE CHASSIS 2.5MM GLASS FIBER
 128526 REAR DRIVE BATTERY HOLDER PLATE 2.5MM GLASS FIBER

125106 SUSPENSION MOUNT (FF)
 125318 AFTER FLOODING STEERING COLUMN -18mm -6061T6
 123028 ALU. BATTERY STANDOFF POST
 123038 26MM ALU. STANDOFF POST
 125320 REAR DRIVE MOTOR SEAT - RIGHT -6061T6 2020
 125109 SUSPENSION MOUNT HOLDER (RR)

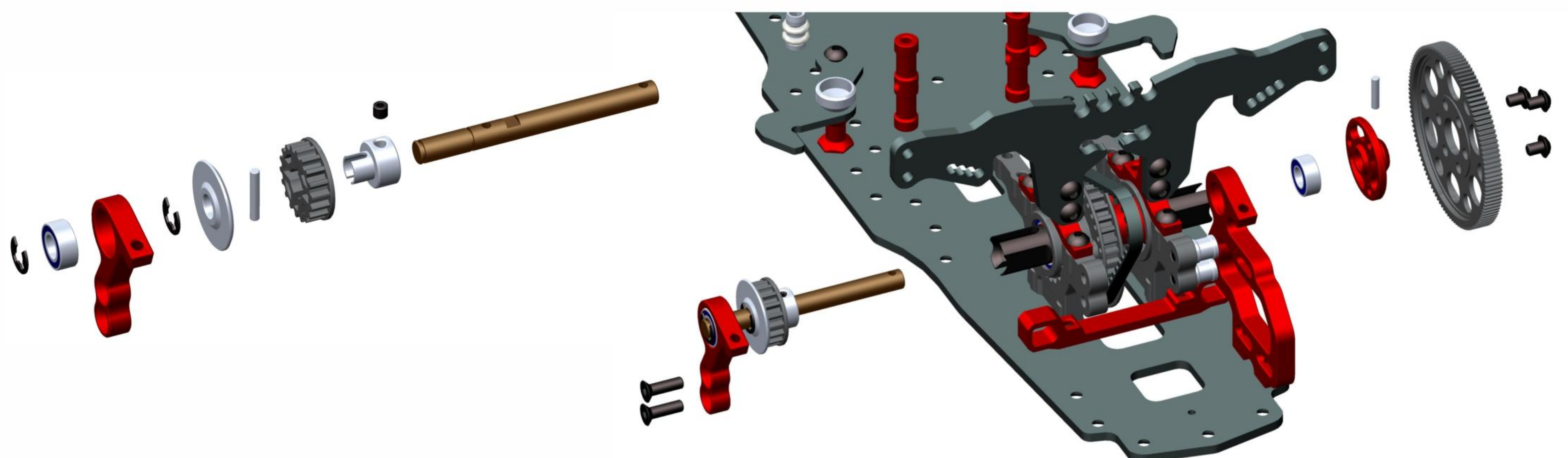


DRR 02

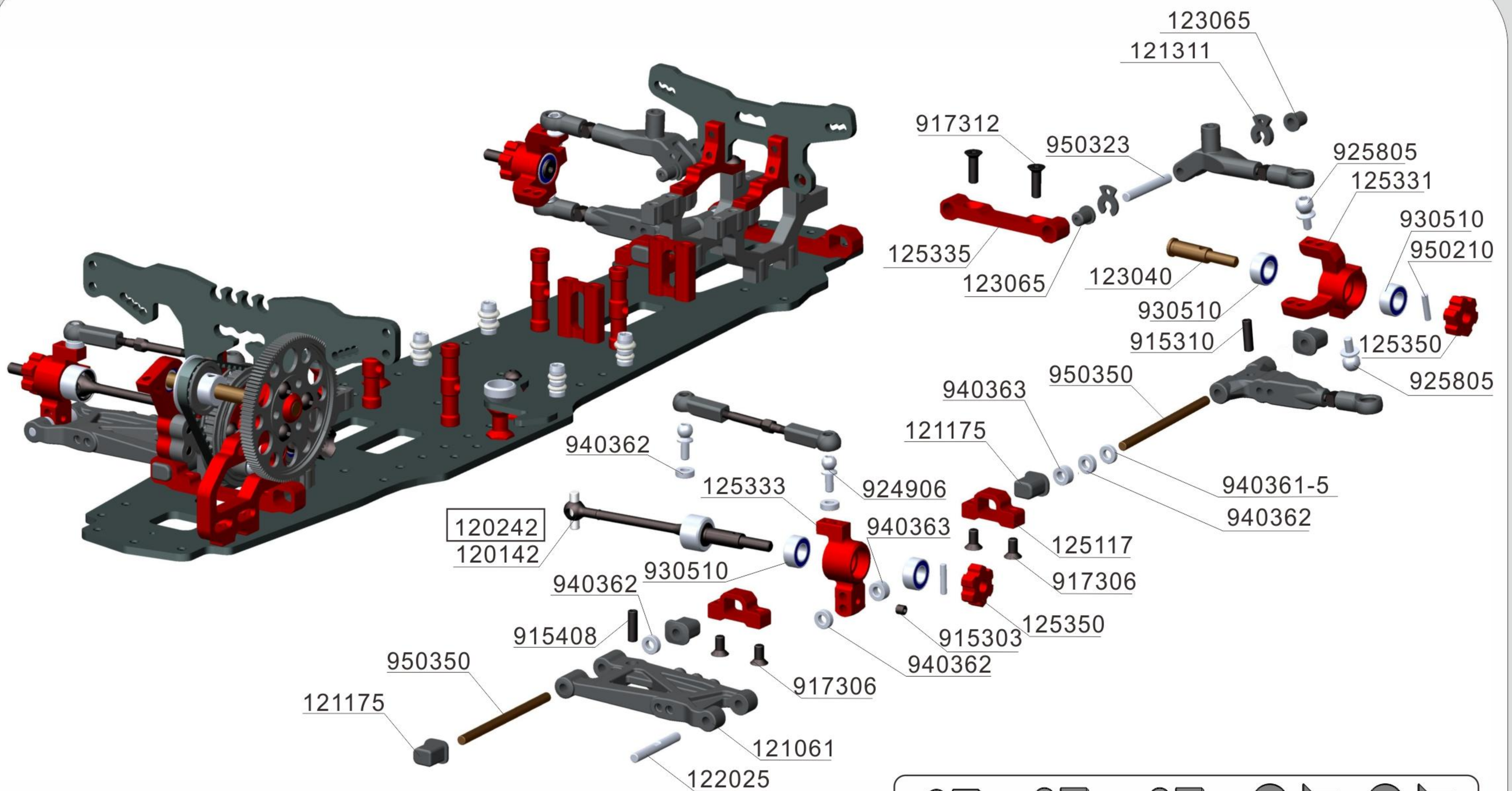
								
950209 2*9	950212 2*12	930510 5*10*4	940040 C4,0	915303 M3*3	917310 M3*10	918306 M3*6	918308 M3*8	918304 M3*4



- 125321 REAR DRIVE DECELERATION SEAT -6061T6 2020
- 123021 PULLEY HOLDER COLLAR
- 127050 SYNCHRONOUS BELT SHORT 50T
- 121065 FIXED PULLEY 20T
- 123044 53MM ALU. FRONT PULLEY SHAFT
- 123045 FRONT PULLEY HOLDER BUSHING
- 123023 ALU.SPUR GEAR HOLDER
- 125003 ALU UPPER CLAMP WITH ADJ. ROLL-CENTER
- 128522 REAR DRIVE SHOCK TOWER(FRONT)2.5MM GLASS FIBER
- 128523 REAR DRIVE SHOCK TOWER(REAR)2.5MM GLASS FIBER
- 994084 SPUR GEAR 84T / 48P



DRR 02

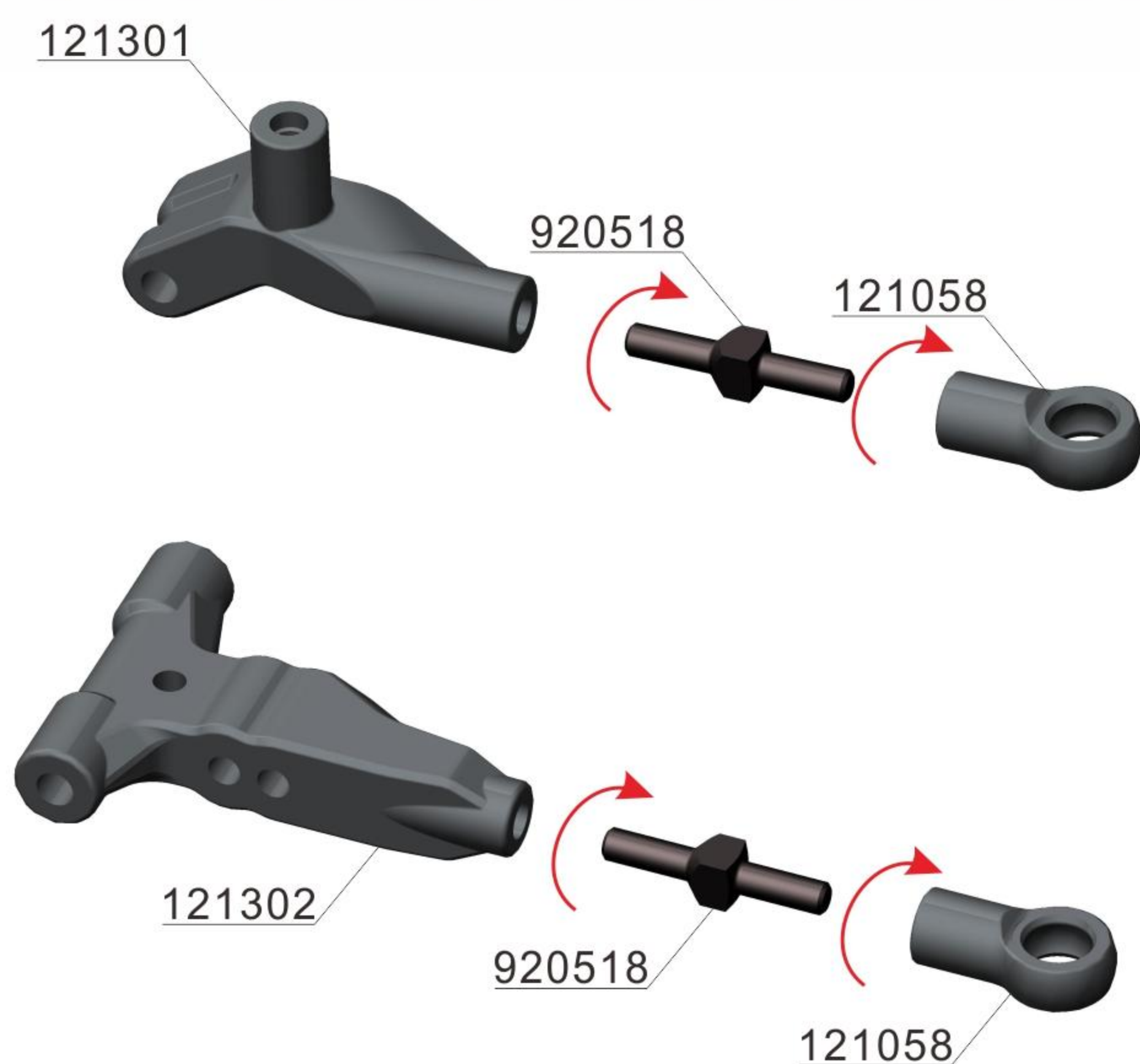


915303 M3*3	915310 M3*10	915408 M4*8	917306 M3*6	917312 M3*12

930510 5*10*4	950210 2*9.8	950323 3*23	950350 3*50	940361-5 3*6*1.5	940362 3*6*2	940363 3*6*3

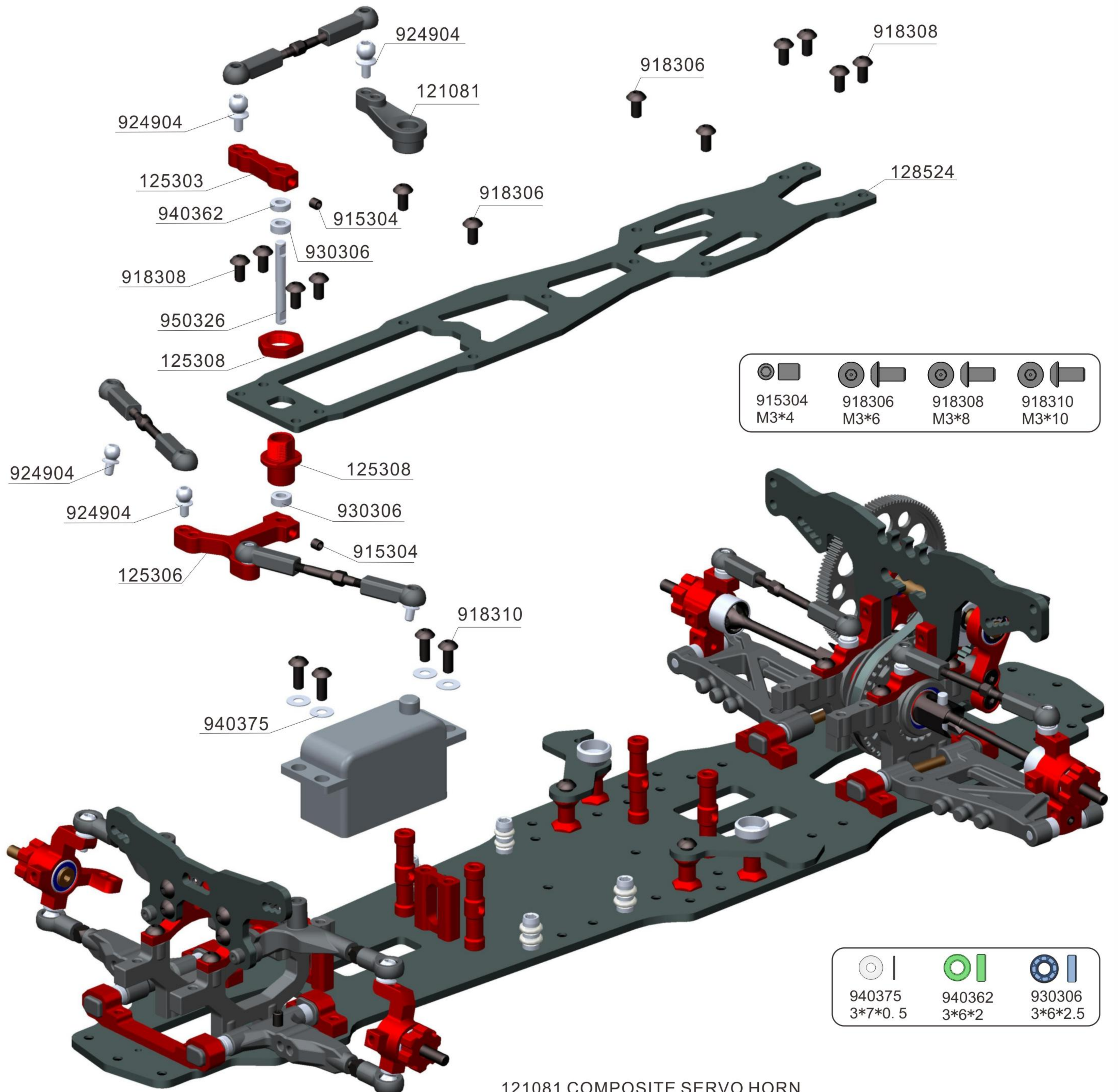
123065 UPPER ARM SHAFT SLEEVE 4.5 * 6
 121311 ACTIVE LIMIT 1MM/2MM/3MM
 125335 BALL HEAD UPPER ARM FRAME -6061T6
 123040 WITH THE MOVING WHEEL SHAFT 5.0MM
 125350 H12*5MM FLOWER WHEEL SEAT
 125117 SUSPENSION MOUNT SEPARATED HOLDER (FR,RF)
 125333 ALU. REAR WHEEL CUP L+R
 125331 ALU. STEERING BLOCK L+R
 121061 REAR SUSPENSION ARM
 122025 REAR PIVOT PIN FOR UPRIGHT 3*25
 121175 SUSPENSION MOUNT INSERT

950323 PIN 3*23MM
 925805 BALL END 5.8mm WITH THREAD 5mm H2.5
 950350 REAR ARM PIVOT PIN 3*50
 930510 BALL-BEARING 5x10x4
 924906 BALL END 4.9mm WITH THREAD 6mm H2.0



121301 COMPOSITE BALL HEAD LOWER ARM
 121302 COMPOSITE BALL HEAD UPPER ARM
 121249 COMPOSITE BALL JOINT 4.9MM - CLOSED WITH HOLE
 121058 SHOCK BALL JOINT
 920518 18 mm ROD STEEL BLACK
 920540 40 mm ROD STEEL BLACK

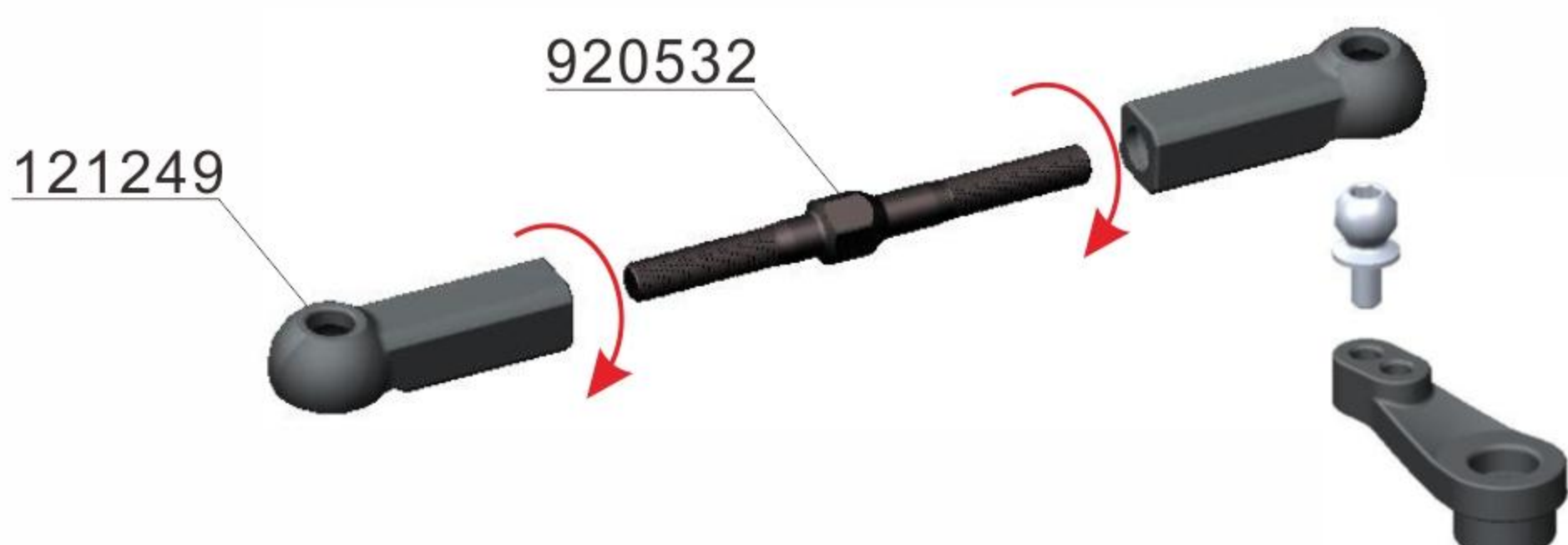
DIRR 02




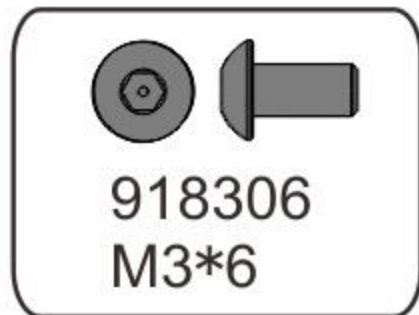
924904 BALL END 4.9mm WITH THREAD 4mm H2.0
930306 BALL-BEARING 3x6x2.5
950326 REAR DRIVE DIRECTION AXIS 3*26

121081 COMPOSITE SERVO HORN
125303 AFTER FLOODING STEERING ARM 18mm-6061T6
125308 AFTER FLOODING INTERMEDIATE STEERING SEAT ASSEMBLY
125306 AFTER FLOODING LOWER STEERING ARM-6061T6
128524 REAR DRIVE UPPER DECK 2.5MM GLASS FIBER

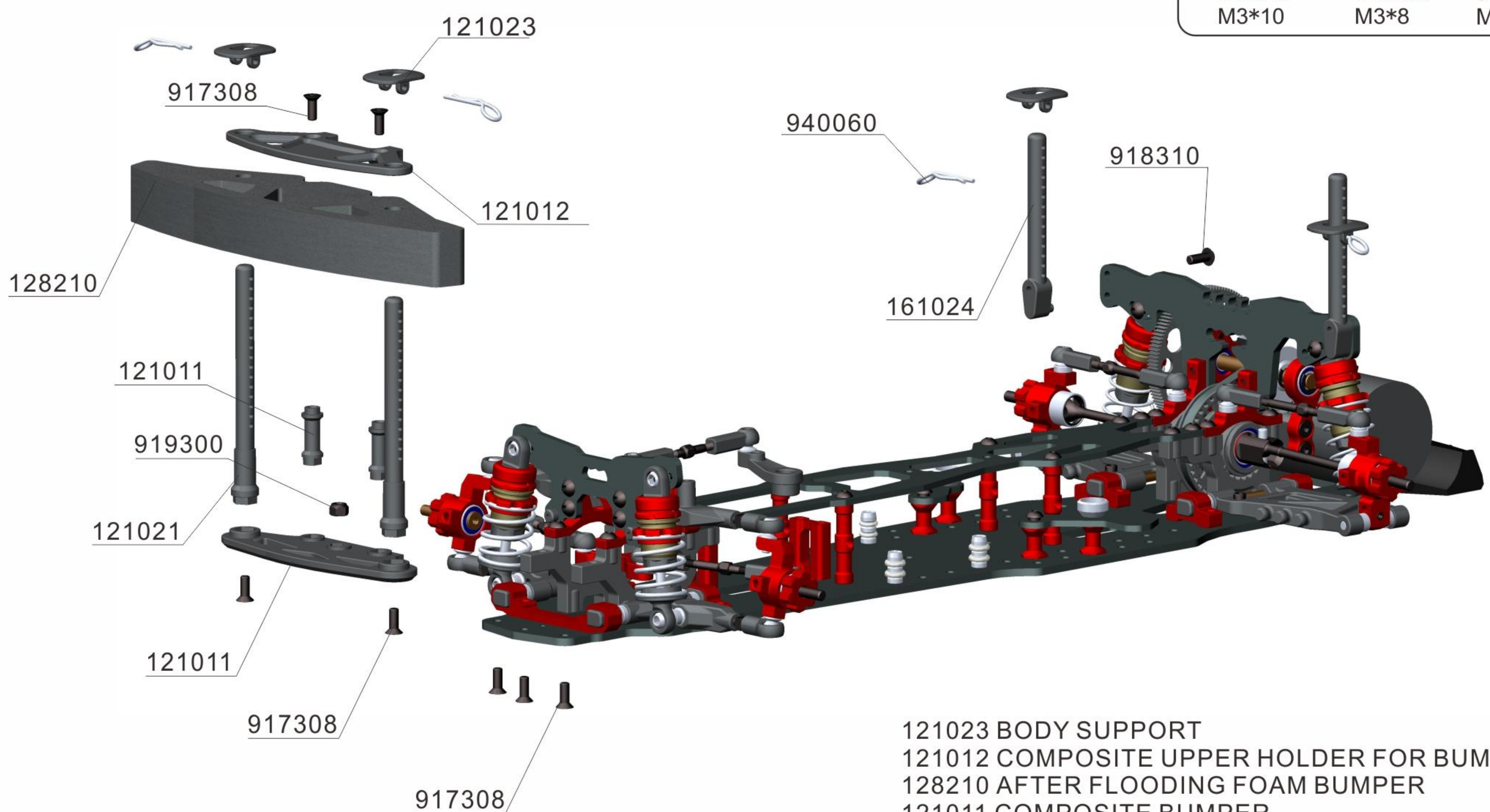
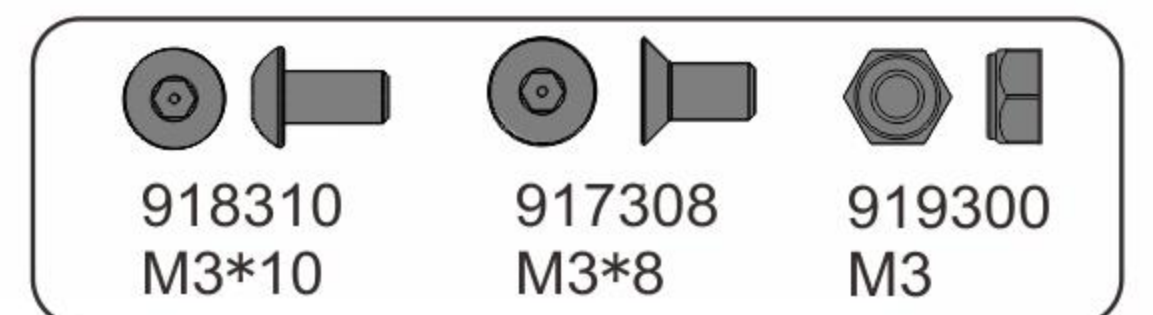
121249 COMPOSITE BALL JOINT 4.9MM - CLOSED WITH HOLE
920532 32 mm ROD STEEL BLACK
920536 36 mm ROD STEEL BLACK



DRR 02

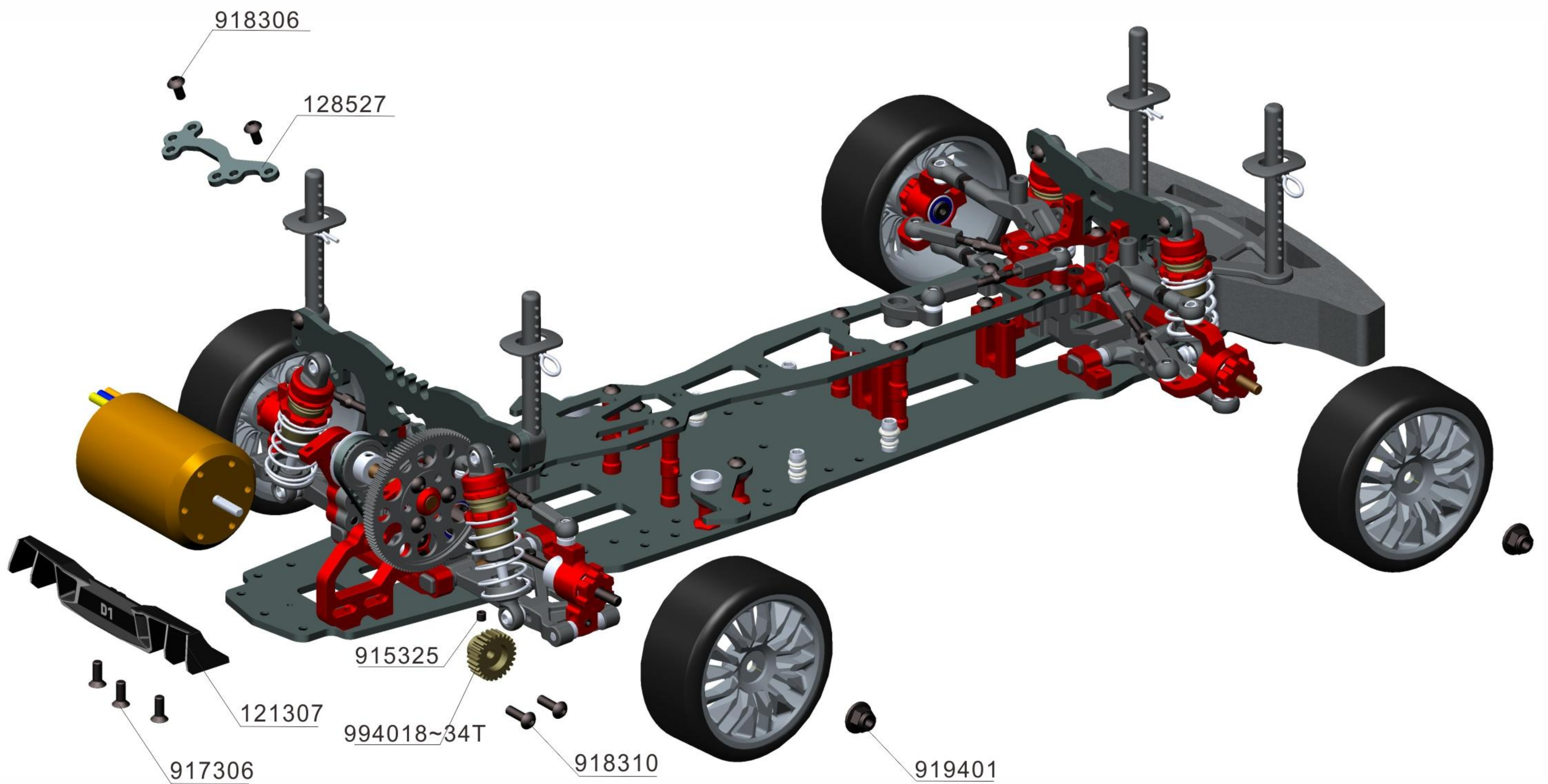


124000 ALU SHOCK ABSORBER-SET 19mm 12x48.5mm
160023 ALU SHOCK ABSORBER-SET 23mm 12x61mm
925805 BALL END 5.8mm WITH THREAD 5mm H2.5
925801 BALL UNIVERSAL 5.8mm HEX H3.0



121023 BODY SUPPORT
121012 COMPOSITE UPPER HOLDER FOR BUMPER
128210 AFTER FLOODING FOAM BUMPER
121011 COMPOSITE BUMPER
121021 FRONT BODY MOUNT SET
161024 REAR BODY MOUNT SET-71MM LENGHT
940060 BODY CLIP 6mm

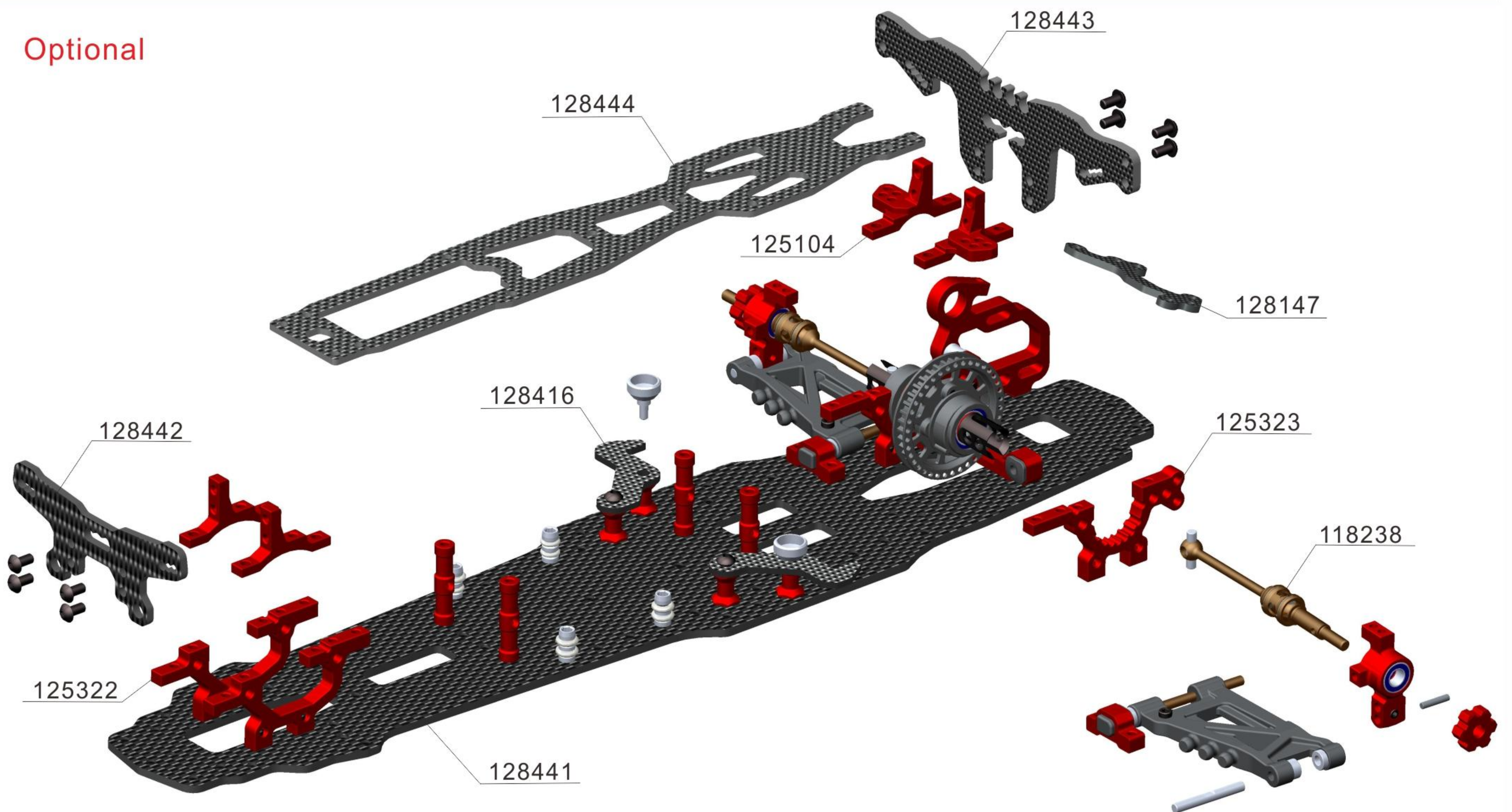
DIRR 02



128527 REAR DRIVE COOLING FAN BASE 2.5 GLASS FIBER
121307 COMPOSITE REAR DRIVE REAR BUMP
994028~34 PINION GEAR ALU HARD COATED 18T~34T / 48P

919401 M4 F	918306 M3*6	918310 M3*10	917306 M3*6	915325 M3*25

Optional




128441 REAR DRIVE CHASSIS 2.2MM 2020 GRAPHITE
128442 REAR DRIVE SHOCK TOWER(FRONT) 3.0MM 2020 GRAPHITE
128443 REAR DRIVE SHOCK TOWER(REAR) 3.0MM 2020 GRAPHIT
128444 REAR DRIVE UPPER DECK GRAPHITE 2.2MM 2020 GRAPHITE
128416 AFTER FLOODING BATTERY HOLDER PLATE 96 GRAPHITE
128147 30/40MM FAN MOUNT HOLDER (GRAPHITE)

118238 38MM THREE SECTION OF ROD CVD UNIVERSAL
JOINT(SPRING STEEL)- 3MM PIN
125322 REAR DRIVE FRONT SEAT -6061T6 2020
125323 TWO-WHEEL DRIVE SEAT 26MM-6061T6 2020
125104 REAR BEARING SLEEVE CLAMP (L+R)

1/10 ELECTRIC TOURING CAR

112037 38mm 2.0PIN
112038 38mm 3.0PIN




THREE SECTION UNIVERSAL DRIVE SHAFT (SPRING STEEL)

118237 38mm 2.0PIN
118238 38mm 3.0PIN



THREE SECTION OF ROD CVD UNIVERSAL JOINT (SPRING STEEL)

115910




THREE SECTION UNIVERSAL DRIVE SHAFT JOINT HOUSING -S2

115531



THREE SECTION UNIVERSAL DRIVE SHAFT AXLE -S2

115405



5*3.5*1.5

THREE SECTION UNIVERSAL DRIVE SHAFT CROSS JOINT

150410



THREE SECTION UNIVERSAL DRIVE SHAFT JOINT HOUSING C-CLIP

122044



55° 44mm 3.0PIN

UNIVERSAL CVD DRIVE SHAFT-STEEL


122042



45° 42mm 3.0PIN

UNIVERSAL CVD DRIVE SHAFT-STEEL

122142



45° 42mm 3.0PIN

UNIVERSAL CVD DRIVE SHAFT-S2

123007



GRAPHITE FLOATING SERVO MOUNT

122030



1.5PIN

CVD AXLE SHAFT-SLANTING RIGHT ANGLE-STEEL

122130



1.5PIN


CVD AXLE SHAFT-SLANTING RIGHT ANGLE-S2

122406



CVD JOINT PIECE 6*4*1.5

120144



55° 44mm 3.0PIN

CVD DRIVE SHAFT SPRING STEEL


120142



45° 42mm 3.0PIN

CVD DRIVE SHAFT-STEEL

120242



45° 42mm 3.0PIN

CVD DRIVE SHAFT SPRING STEEL

124019 12x19mm
164023 12x23mm
124119 13x19mm
124123 13x23mm



ALU SHOCK ABSORBER-SET

122024 3.2*24mm
162028 3.2*30mm



HARDENED SHOCK SHAFT

124000



19mm 12x48.5mm

ALU SHOCK ABSORBER-SET

160023



23mm 12x61mm

ALU SHOCK ABSORBER-SET

124300



19mm 13x48.5mm

ALU SHOCK ABSORBER-SET

160323



23mm 13x61mm

ALU SHOCK ABSORBER-SET

124318 12x18mm
124322 12x22mm



RAS-SHOCK BODY


124239 40mm
124247 48mm



RAS-SHOCK SHAFT

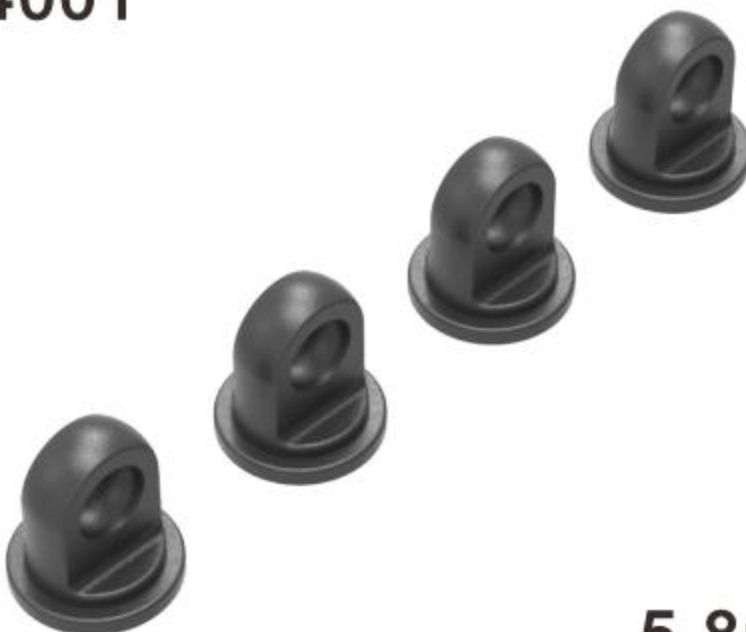
1/10 ELECTRIC TOURING CAR

124249 49mm
124257 57mm



REDUCED AIR SHOCKER


124001



5.8mm


SHOCK CAP

124044



SHOCK BOTTOM CAP


124045



5.5mm

SHOCK SPRING RETAINING COLLAR


121058



5.8x15.5mm

SHOCK BALL JOINT


124002



12mm

SUSPENSION NUT


124003



12mm

SUSPENSION SPRING RETAINER

124102



13mm

SUSPENSION NUT

124103



13mm

SUSPENSION SPRING RETAINER

127001
127002



12mm
13mm

SHOCK ABSORBER MEMBRANES


127003



3x3.2x6mmmm

SILICONE SEALED

124032 10mm 2-HOLE
124033 10mm 3-HOLE



COMPOSITE PISTONS


124132 2-HOLE
124133 3-HOLE



11mm

COMPOSITE PISTONS

124016



3.5x3.2mm

ALU SHOCK BOTTOM CAP SHIM SET


125029



M8*5.5mm

ALU SHOCK BOTTOM CAP

120052
120053



M8 3.0x3.7mm
M8 3.2x3.5mm

124012



SHOCK SPRING RETAINING COLLAR


124013



-1.0mm

SHOCK SPRING RETAINING COLLAR


124014



-3.0mm

SHOCK SPRING RETAINING COLLAR

124015



6x3.2x1.6mm

SUSPENSION SHAFT SHIM


161058



5.8 6x17.5mm

SHOCK BALLJOINT


161045



13mm

SHOCK SPRING RETAINER


124201



13mm

RAS-SHOCK CAP

124430 WITHOUT HOLE
124431 1 HOLE
124432 2 HOLE
124433 3 HOLE



RAS-SHOCK PISTON

1/10 ELECTRIC TOURING CAR

DIRR 02

124501



RAS-SHOCK HOLDER TOOL

124402



RAS-SHOCK TOP COVER


124403



3.7x3.0mm

RAS-SHOCK BOTTOM COVER


124204



M2.5

RAS-SHOCK CAP BALL END

124211 7mm
124311 10mm
124411 12mm



M3

RAS-SHOCK CAP BALL END SCREW

129250 1.2 x 21 x 5.0 RD 2.0KG
129255 1.2 x 21 x 5.5 SR 1.8KG
129260 1.2 x 21 x 6.0 YE 1.6KG
129265 1.2 x 21 x 6.5 BL 1.4KG



SUSPENSION SPRING

129450 1.4 x 21 x 5.0 RD 3.5KG
129455 1.4 x 21 x 5.5 SR 3.0KG
129460 1.4 x 21 x 6.0 YE 2.5KG
129465 1.4 x 21 x 6.5 BL 2.0KG



SUSPENSION SPRING

129550 1.5 x 21 x 5.0 RD 4.5KG
129555 1.5 x 21 x 5.5 GN 4.0KG
129560 1.5 x 21 x 6.0 YE 3.5KG
129565 1.5 x 21 x 6.5 BL 3.0KG



SUSPENSION SPRING

169230 1.5 x 21 x 6.5 BL 3.0KG
169130 1.2 x 6.5 x 30 RD 2.0KG
169030 1.1 x 6.5 x 30 SR 1.5KG
169930 0.9 x 6.5 x 30 BL 0.5KG



SUSPENSION SPRING

121011



COMPOSITE BUMPER

121012



COMPOSITE UPPER HOLDER FOR BUMPER

121014



COMPOSITE BUMPER

121021



FRONT BODY MOUNT SET

121022



60mm

REAR BODY MOUNT SET

121023



BODY SUPPORT

121049



4.9x20mm

COMPOSITE BALL JOINT-PA

121061



REAR SUSPENSION ARM

121063



38T

TIMING BELT PULLEY 38T

121065-WH



20T POM

FIXED PULLEY 20T POM

121065



20T





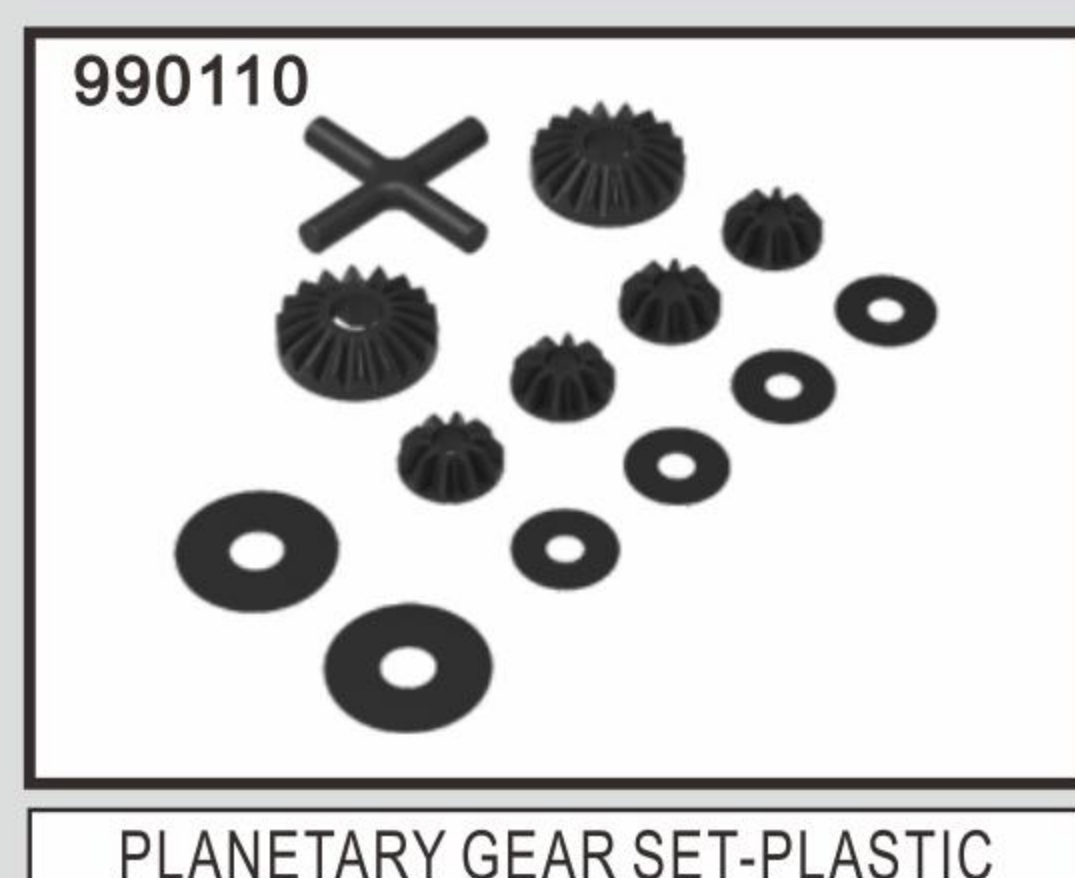
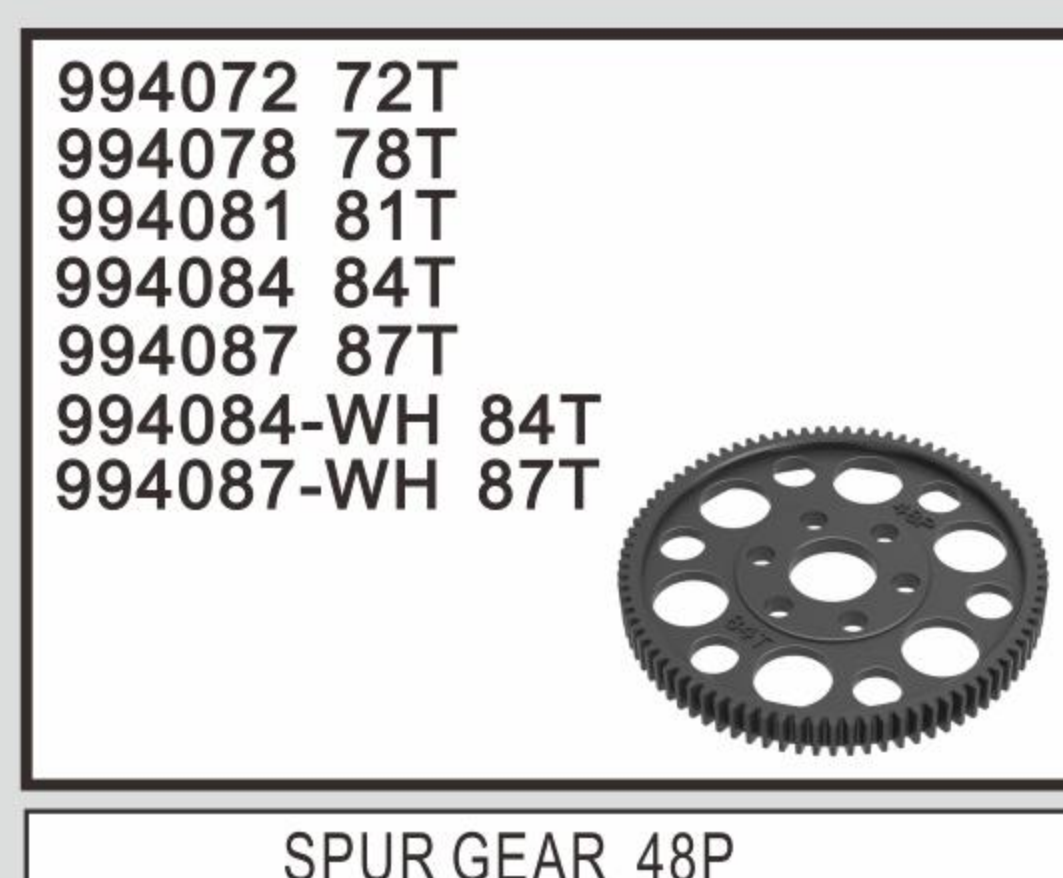

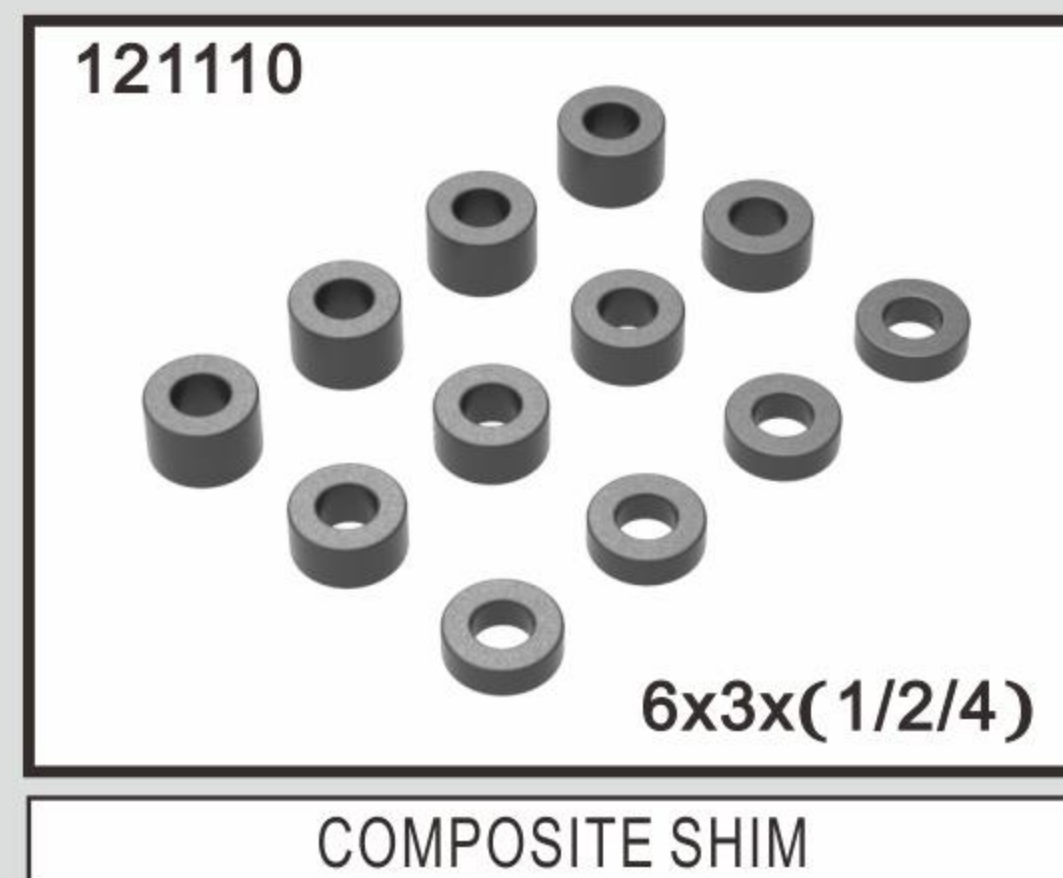

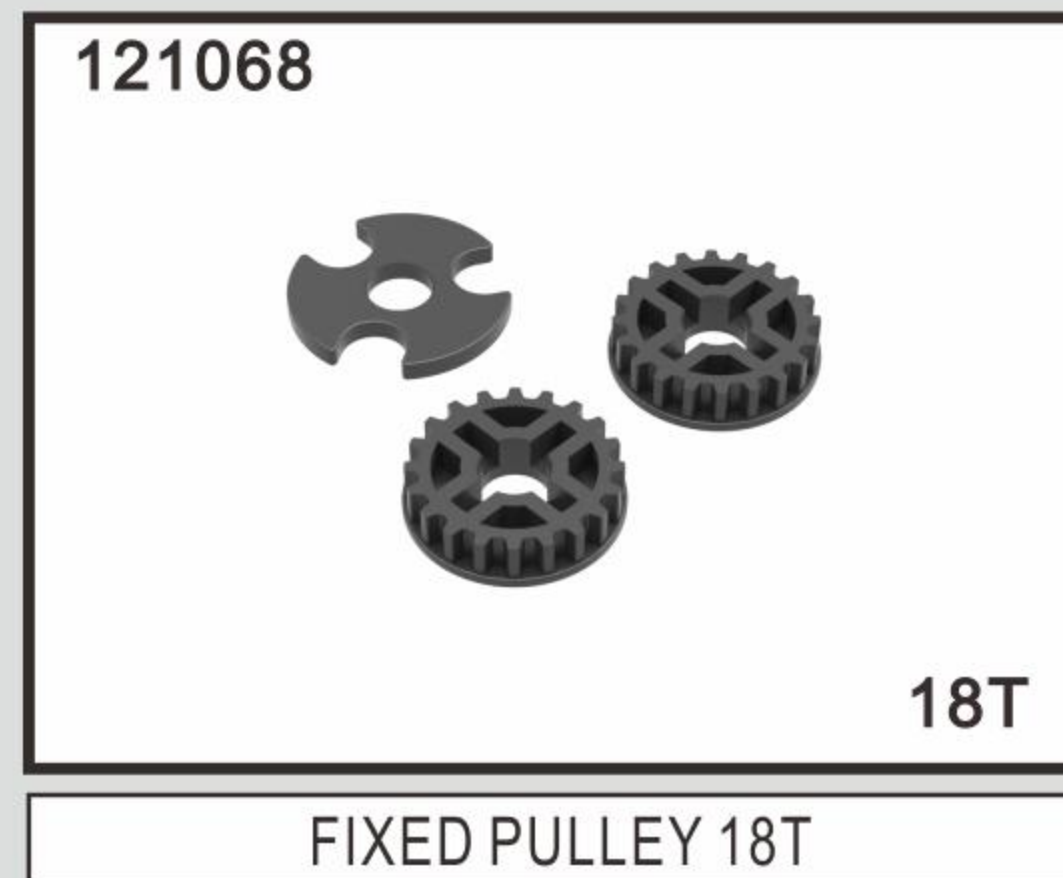
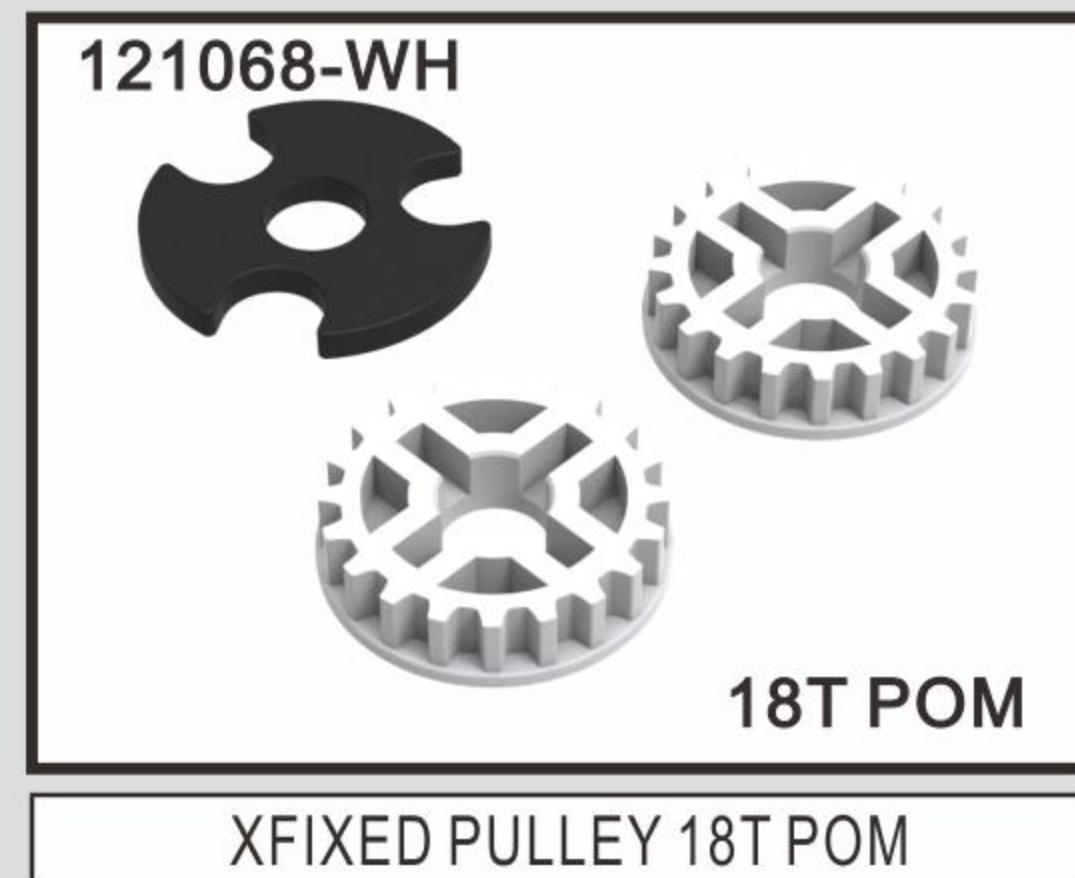
FIXED PULLEY 20T

121067



COMPOSITE GEAR DIFF. CASE & COVER

1/10 ELECTRIC TOURING CAR




1/10 ELECTRIC TOURING CAR

<p>163030</p> <p>3.1</p> <p>GEAR DIFF.OUT DRIVE-STEEL</p>	<p>163130</p> <p>S2 3.1</p> <p>UNIVERSAL CVD DRIVE SHAFT-S2</p>	<p>163031</p> <p>3.1</p> <p>FRONT SOLID AXLE SPOOL OUTDRIVE-STEEL</p>	<p>163131</p> <p>S2 3.1</p> <p>FRONT SOLID AXLE SPOOL OUTDRIVE-S2</p>
<p>123021</p> <p>PULLEY HOLDER COLLAR</p>	<p>123023</p> <p>ALU.SPUR GEAR HOLDER</p>	<p>123027</p> <p>BUMPER STANDOFF POST</p>	<p>123028</p> <p>ALU.BATTERY STANDOFF POST</p>
<p>123029</p> <p>BATTERY MOUNT SCREW BUSHING</p>	<p>123030</p> <p>BATTERY MOUNT HANDLER</p>	<p>123033</p> <p>BUMPER HEX SCREW</p>	<p>123038</p> <p>26mm</p> <p>26MM ALU. STANDOFF POST</p>
<p>123040</p> <p>5mm</p> <p>WITH THE MOVING WHEEL SHAFT</p>	<p>123041</p> <p>AFTER FLOODING BATTERY FIXING COLUMN</p>	<p>123044</p> <p>53mm</p> <p>FRONT PULLEY SHAFT</p>	<p>123045</p> <p>FRONT PULLEY HOLDER BUSHING</p>
<p>123065</p> <p>UPPER ARM SHAFT SLEEVE 4.5 * 6</p>	<p>125003</p> <p>ALU UPPER CLAMP WITH ADJ. ROLL-CENTER</p>	<p>125104</p> <p>L+R</p> <p>REAR BEARING SLEEVE CLAMP</p>	<p>125012</p> <p>12mm</p> <p>OPTION ALU WHEEL HUB 12mm</p>
<p>125019</p> <p>FRONT SOLID AXLE</p>	<p>125106 125111 -0.5mm 125114 -1mm</p> <p>SUSPENSION MOUNT (FF)</p>	<p>125109 125112 -0.5mm 125115 -1mm</p> <p>SUSPENSION MOUNT HOLDER (RR)</p>	<p>125117 125113 -0.5mm 125116 -1mm</p> <p>SUSPENSION MOUNT SEPARATED HOLDER (FR, RF)</p>


1/10 ELECTRIC TOURING CAR

125118
125119 -0.5mm
125120-1mm



FOAM BUMPER


125350 H12x5MM
125351 H12x5+1MM
125352 H12x5+2MM
125353 H12x5+3MM



H12

FLOWER WHEEL SEAT


125303



18mm

AFTER FLOODING STEERING ARM

125306




AFTER FLOODING LOWER STEERING ARM

125307



AFTER FLOODING REAR COLLISION-6061T6

125308



AFTER FLOODING INTERMEDIATE STEERING SEAT ASSEMBLY

125312



AFTER FLOODING BUMPER STANDOFF POST

125313



AFTER FLOODING REAR SUSPENSION ARM

125318 18mm
125311 16mm




AFTER FLOODING STEERING COLUMN

125320



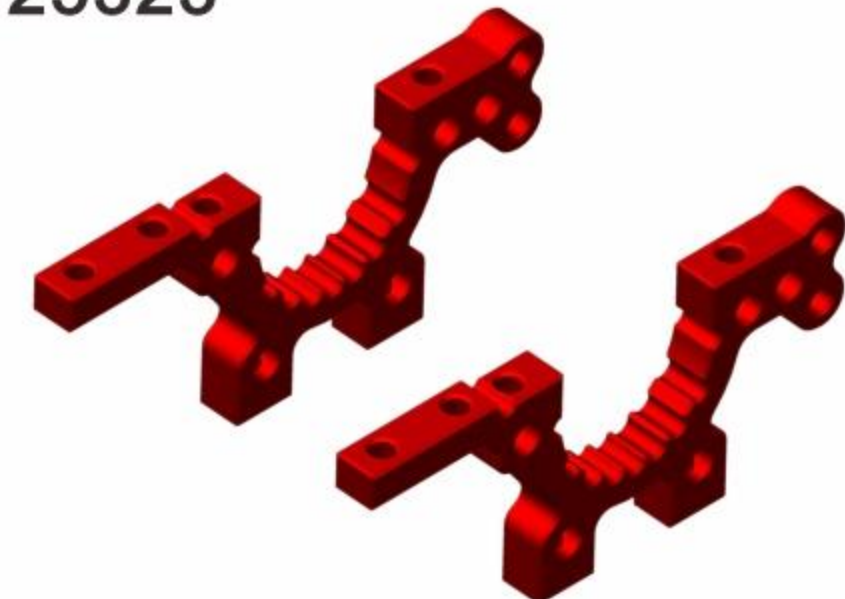
REAR DRIVE MOTOR SEAT - RIGHT -6061T6 2020

125322



REAR DRIVE FRONT SEAT -6061T6 2020

125323



TWO-WHEEL DRIVE SEAT 26MM-6061T6 2020

125321



REAR DRIVE DECELERATION SEAT -6061T6 2020

125331



ALU. STEERING BLOCK L+R

125333



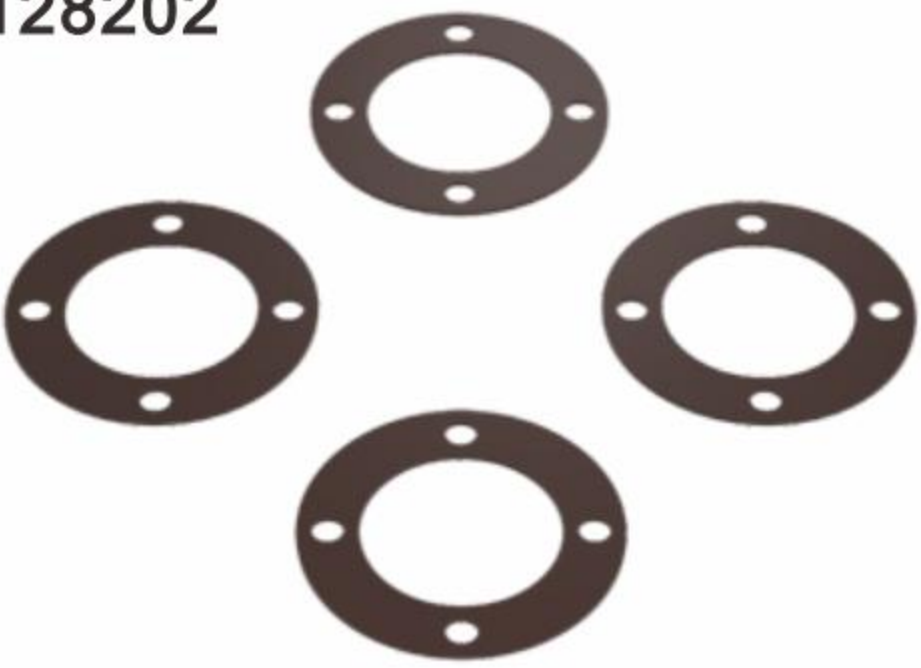
ALU. REAR WHEEL CUP L+R

125335



BALL HEAD UPPER ARM -6061T6

128202




DIFF GASKET 26mm

128210



AFTER FLOODING FOAM BUMPER

127050



50T

SYNCHRONOUS BELT SHORT 50T

127250



50T PU


SYNCHRONOUS BELT SHORT 50T PU

920518 M3x18
920520 M3x20
920522 M3x22
920524 M3x24
920528 M3x28
920532 M3x32
920536 M3x36
920540 M3x40
920545 M3x45
920550 M3x50



ROD L/R STEEL BLACK

920318 M3x18 H3mm
920320 M3x20 H3mm
920322 M3x22 H3mm
920324 M3x24 H3mm
920328 M3x28 H3mm
920332 M3x32 H3mm
920336 M3x36 H3mm
920340 M3x40 H3mm
920345 M3x45 H3mm
920350 M3x50 H3mm




S2

ADJ. TURNBUCKLE L/R SPRING STEEL

1/10 ELECTRIC TOURING CAR

ORR 02

128521



REAR DRIVE CHASSIS 2.5MM GLASS FIBER

128522



REAR DRIVE SHOCK TOWER(FRONT)2.5MM GLASS FIBER

128523



REAR DRIVE SHOCK TOWER(REAR)2.5MM GLASS FIBER

128524



REAR DRIVE UPPER DECK GRAPHITE 2.5MM GLASS FIBER

128526



REAR DRIVE BATTERY HOLDER PLATE 2.5MM GLASS FIBER

128527



30/40MM FAN MOUNT HOLDER- GLASS FIBER

128147



30/40mm
GRAPHITE

30/40MM FAN MOUNT HOLDER-GRAPHITE

128416



GRAPHITE

AFTER FLOODING BATTERY HOLDER PLATE 96 GRAPHITE


128417



GRAPHITE

AFTER FLOODING COMPOSITE UPPER HOLDER FOR BUMPER 2.2MM GRAPHITE

128441



GRAPHITE

REAR DRIVE CHASSIS 2.2MM 2020 GRAPHITE


128442



GRAPHITE

REAR DRIVE SHOCK TOWER(FRONT) 3.0MM 2020 GRAPHITE


128443



GRAPHITE

REAR DRIVE SHOCK TOWER(REAR) 3.0MM 2020 GRAPHITE

128444



REAR DRIVE UPPER DECK GRAPHITE 2.2MM 2020 GRAPHITE

924900



4.9mm

PIVOT BALL 4.9MM DOUBLE BELVE SHOULDERS

924904



BALL END 4.9MM WITH THREAD 4MM

924906



4.9x4mm

BALL END 4.9MM WITH THREAD 6MM

924908



4.9x8mm

BALL END 4.9MM WITH THREAD 8MM

924910



4.9x10mm

BALL END 4.9MM WITH THREAD 10MM

925800



5.8mm

BALL UNIVERSAL 5.8MM HEX

925801



5.8mm

BALL UNIVERSAL 5.8MM HEX

925805



5.8x5mm

BALL END 5.8mm WITH THREAD 5mm

925806



5.8*6mm

BALL END 5.8MM WITH THREAD 6MM

925808



5.8*8mm

BALL END 5.8MM WITH THREAD 8MM

925810




5.8*10mm

BALL END 5.8mm WITH THREAD 10mm


1/10 ELECTRIC TOURING CAR

940060



BODY CLIP 6mm

940100



LONG BODY CLIP 6mm


128207



80x30mm


3M ANTI-SKID PASTE 80x30MM

121301



COMPOSITE BALL HEAD LOWER ARM ARM

121303



COMPOSITE BALL HEAD UPPER ARM

121311



ACTIVE LIMIT 1MM/2MM/3MM

121305



COMPOSITE REAR DRIVE FRONT SEAT

121306




COMPOSITE TWO-WHEEL DRIVE SEAT 26MM

121307



COMPOSITE REAR DRIVE REAR BUMP


121320



0°

90° REARVIEW MIRROR

121322



45°

40° REARVIEW MIRROR

121324



PROTECTION RACK

127661



THREADED TYRE SET

127662



SLICK TYRE SET

127663



SLICK TYRE SET

147663 HARD
147664 SOFT



DRIFT WHEEL HARD/SOFT

147665 SPFT
147666 HARD



DRIFT WHEEL SOFT/HARD

128402



GTR DRIFT CAR SHELL PC 195*260MM

128406



195x260mm

AMG DRIFT CAR SHELL PC

915325 M3x2.5
915303 M3x3
915304 M3x4
915306 M3x6
915308 M3x8
915310 M3x10
915312 M3x12
915314 M3x14
915408 M4x8



M3

HEX SET SCREW

916310-P M3X10
916312-P M3X12
916315-P M3X15



M3

HEX SOCKET CAP SCREW M3 PLASTIC

916205 M2x5
916256 M2.5x6
916251 M2.5x10



HEX SOCKET CAP SCREW

916308 M3x8
916310 M3x10
916312 M3x12
916314 M3x14
916316 M3x16
916318 M3x18
916320 M3x20
916322 M3x22
916325 M3x25



M3

HEX SOCKET CAP SCREW M3

1/10 ELECTRIC TOURING CAR

917256 M2.5x6
917258 M2.5x8



M2.5

HEX SCREW FLAT HEAD M2.5

917304 M3x4
917306 M3x6
917308 M3x8
917310 M3x10
917312 M3x12
917314 M3x14
917316 M3x16
917318 M3x18
917320 M3x20



M3

HEX SCREW FLAT HEAD M3

918206 M2x6
918208 M2x8
918210 M2x10
918256 M2.5x6
918110 M2.5x10
918112 M2.5x12
918114 M2.5x14



HEX SCREW ROUND HEAD

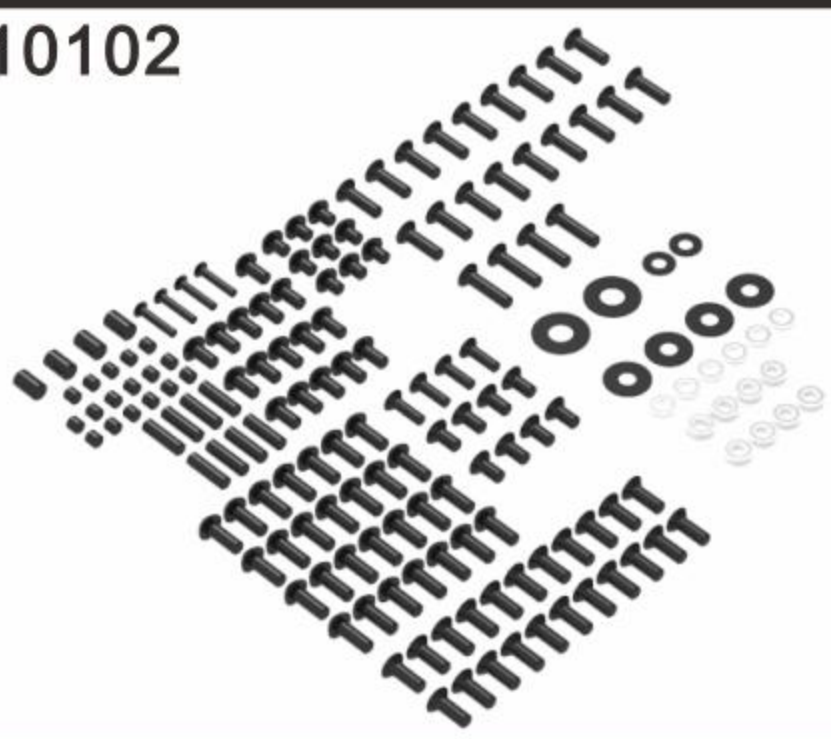
918304 M3x4
918305 M3x5
918306 M3x6
918308 M3x8
918310 M3x10
918312 M3x12
918314 M3x14
918316 M3x16
918318 M3x18
918320 M3x20



M3


HEX SCREW ROUND HEAD M3

910102



WHOLE CAR SCREW

915325-GD M3x2.5
915304-GD M3x4 GD
915306-GD M3x6 GD
915308-GD M3x8 GD
915310-GD M3x10 GD
915312-GD M3x12 GD
915314-GD M3x14 GD



M3

HEX SET SCREW M3

916205-GD M2x5 GD



M2

HEX SOCKET CAP SCREW M2

917256-GD M2.5x6 GD
917258-GD M2.5x8 GD
917306-GD M3x6 GD
917308-GD M3x8 GD
917310-GD M3x10 GD
917312-GD M3x12 GD
917314-GD M3x14 GD
917316-GD M3x16 GD



HEX SCREW FLAT HEAD

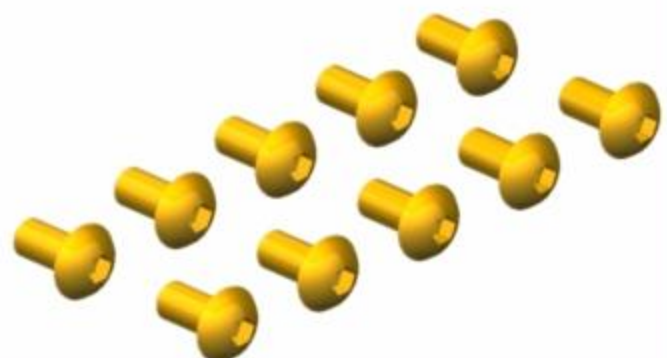
917304-GD M3x4 GD
917306-GD M3x6 GD
917308-GD M3x8 GD
917310-GD M3x10 GD
917312-GD M3x12 GD
917314-GD M3x14 GD
917316-GD M3x16 GD



M3

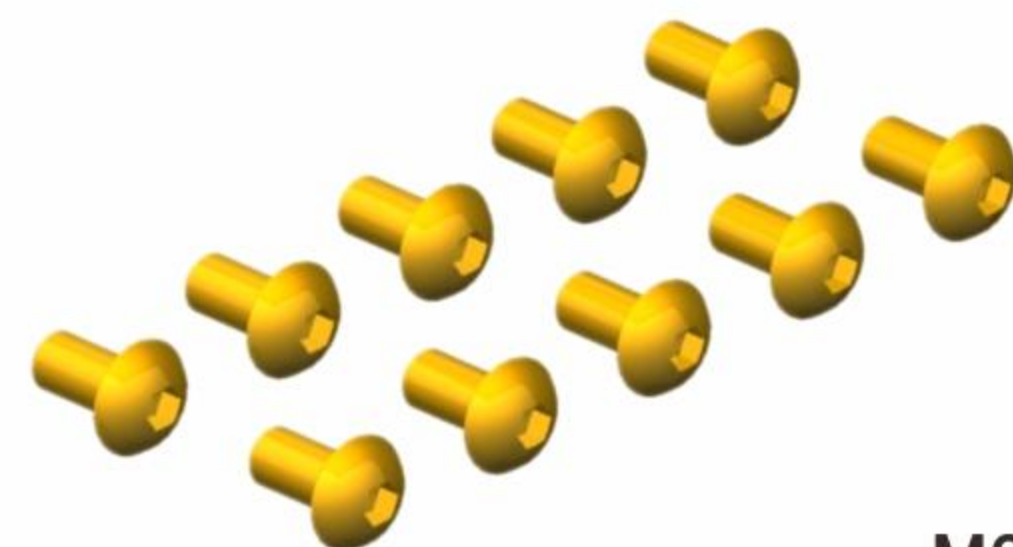
HEX SCREW FLAT HEAD M3

918210-GD M2x10 GD
918256-GD M2.5x6 GD
918110-GD M2.5x10 GD
918112-GD M2.5x12 GD



HEX SCREW ROUND HEAD

918304-GD M3x4 GD
918305-GD M3x5 GD
918306-GD M3x6 GD
918308-GD M3x8 GD
918310-GD M3x10 GD
918312-GD M3x12 GD
918314-GD M3x14 GD
918316-GD M3x16 GD



M3

HEX SCREW ROUND HEAD

910103-GD



WHOLE CAR SCREW

919300 M3
919400 M4



NUT

919301 M3-F
919401 M4-F



NUT

919402 M4-ALU




NUT

919502 2g
919503 3g
919505 5g
919510 10g



ROUND SHAPE BALANCE WEIGHT


930518 5x8x2.5-F



F 5x8x2.5mm


BALL-BEARING

930306 3x6x2.5
930508 5x8x2.5
930510 5x10x4
930306 3x6x2.5
930612 6x12x4
931015 10x15x4



BALL-BEARING

930102



WHOLE VEHICLE BEARING

940025 C2.5
940030 C3
940040 C4
940050 C5



E-CLIP

1/10 ELECTRIC TOURING CAR

940361 3x6x1
940361-5 3x6x1.5
940362 3x6x2
940362-5 3x6x2.5
940363 3x6x3
940364 3x6x4
940365 3x6x5
940366 3x6x6



ALU WASHER

947262 2.5x6x2
947362 3x6x2



ALU WASHER SFH SCREW FLAT HEAD

948362



3x6x2mm

ALU CONICAL SHIM

940391 3x9x1
940391-5 3x9x1.5
940392 3x9x2



ALU WASHER


940265 2.6x6
940272 2.6x7

940373 3x 7 x0.3
940375 3x 7 x0.3

943592 3.5x 9 x0.2
943593 3.5x 9 x0.3
943594 3.5x 9 x0.4

945121 5x12x0.1
945122 5x12x0.2
945123 5x12x0.3

941502 12x14.8x0.2
941503 12x14.8x0.3



WASHER

944003 4x10x0.3
944005 4x10x0.5


948003 8x12x0.3
948005 8x12x0.5

945082 5x8x0.2
945083 5x8x0.3

946003 6x11.5x0.3

947005 7x12x0.5

941302 13.2x15.9x0.2
941303 13.2x15.9x0.3
941304 13.2x15.9x0.4
941305 13.2x15.9x0.5



WASHER

960615 6x1.5

960702 7x2
960722 7x2.2

960802 8x2
960822 8x2.2
960825 8x2.5



SILICONE O-RING

960902 9x2
961124 11x2.4
961301 13x1
961401 14x1
961501 15x1-13



SILICONE O-RING

951509 1.5x9
951510 1.5x9.8
950209 2x9
950210 2x9.8
950212 2x12
950312 3x12




PIN

994013 18T-30T



PINION GEAR ALU HARD COATED 48P

994018 18T 994027 27T 994036 36T
994019 19T 994028 28T 994037 37T
994020 20T 994029 29T 994038 38T
994021 21T 994030 30T 994039 39T
994022 22T 994031 31T 994040 40T
994023 23T 994032 32T
994024 24T 994033 33T
994025 25T 994034 34T
994026 26T 994035 35T



PINION GEAR ALU HARD COATED 48P

996024 24T 996033 33T 996042 42T
996025 25T 996034 34T 996043 43T
996026 26T 996035 35T 996044 44T
996027 27T 996036 36T 996045 45T
996028 28T 996037 37T 996046 46T
996029 29T 996038 38T
996030 30T 996039 39T
996031 31T 996040 40T
996032 32T 996041 41T



PINION GEAR ALU HARD COATED 64P

996010 24T-34T
996011 35T-45T



PINION GEAR ALU HARD COATED 48P

900100 THE DIFFERENTIAL OIL
900050 SHOCK ABSORBER OIL
909001 GRAPHITE OIL
909002 ENGINE AFTER RUN OIL
909003 AIR FILTER OIL
909004 ONE-WAY LUBE
909005 CERAMIC BEAD OIL
909006 SINGLE BEARING OIL
909007 HIGH SPEED BEARING OIL

909008 SEAL OIL



OIL

909009 HIGH STRENGTH SCREW GLUE
909010 MEDIUM STRENGTH SCREW GLUE
909011 STICKY RUBBER
909012 FUEL LUBRICATION ADDITIVE



STICKY RUBBER



DIRC

SURC



UMBER: 150021

Made in China