

DK4
1/9 4WD DESERT RALLY

1/9 DESERT RALLY



BLAZE

- All Composite Parts Manufactured By XRAY In Europe

POWERED BY:

SURC



Introduction

Blaze DK4 is a professional, high quality 1/9 Electric 4WD Desert Rally. Your DK4 is a pre-assembled car which will provide you with a daring radio-controlled experience. The born of DK4 is started from an idea, to combine a highest-quality composite part (from Xray. s.r.o), with other good materials and aluminum parts put together. Under this, it will offer you a great RC experience and also raise up more excitement but still on an affordable price. We sincerely wish you have a lot of enjoyment with DK4 no matter driving for fun or for racing and very welcome you to share your experiences with us! Just send us your driving video-links on YouTube or images and experiences on Twitter, Facebook and similar. Enjoy!!

Warnings

This product is not a toy. It is not suitable for children under 14 years of age without the direct supervision of a responsible and knowledgeable adult.

- Assemble this kit only in places away from the reach of very small children.
- Exercise care when using tools and sharp instruments and take care when building, as some parts may have sharp edges.
- Do not disassemble or modify any of the products components without the assistance of an experienced RC user. Use Replacement parts from the original manufacturer only to ensure the model is in safe operation.
- Please keep the model away from moisture and other contaminants. Electrical damage may occur and affect the safety operation.
- Immediately after using your model, do NOT touch equipment on the model such as the motor and speed controller, because they generate high temperatures. You may seriously burn yourself touching them.
- Plastic is very susceptible to damage or deformation due to extreme heat and cold climate. Do not store the model near any source of heat such as oven or heater. Keep the model indoors, in a climate-controlled, room temperature environment.
- Always turn on your transmitter before you turn on the receiver in the car. Always turn off the receiver before turning your transmitter off. If not, the car may become uncontrollable and possibly cause serious damage.
- Be sure that your operating frequency is clear before turning on or running your model, and never share the same frequency with somebody else at the same time. Ensure that others are aware of the operating frequency you are using and when you are using it.
- Use a transmitter designed for ground use with RC cars. Make sure that no one else is using the same frequency as yours in your operating area. Using the same frequency at the same time, it can cause loss of control of the RC model, resulting in a serious accident.
- Keep the wheels of the model off the ground when checking the operation of the radio equipment.
- If you are in doubt of your ability to operate this model, please seek help and assistance from experienced RC users. As Manufacturer and distributors, we assume no liability for the usage of this product.
- Remove any sand, mud, dirt, grass or water before putting your model away.
- If the model behaves strangely, immediately stop the model, check and clear the problem.
- The model car is not intended for use on public places and roads or areas where its operation can conflict with or disrupt pedestrian or vehicular traffic.
- Never shorten the receiver antenna. This might affect the transmitter range of the radio system.
- To ensure the safety, do not operate/use your model near buildings, high voltage cable lines, or trees. Also, places where children and people gather, residential districts and parks, limited indoor spaces, wet conditions, areas where loud noises can disturb others are all inappropriate.
- This product is a RC hobby model. Do not use for other purpose.
- To prevent any serious personal injury and/or damage to property, please be responsible when operating all remote-controlled models.

Electrical Precautions

- Only use the correct type of battery. Any wrong type of battery will cause the products damage and dangerous.
- Low battery power will result in loss of control. Loss of control can occur due to a weak battery in either the transmitter or the receiver. Weak running battery may also result in an out of control car if your car's receiver power is supplied by the running battery. Stop operation immediately if the car starts to slow down.
- When not using RC model, always disconnect and remove battery.
- Do not disassemble battery or cut battery cables. If the running battery short-circuits, leading to fire or burns. Never disassemble battery or cut battery cables.
- Use a recommended charger for the receiver and transmitter batteries and follow the instructions correctly. Over-charging, incorrect charging, or using inferior chargers



Electrical Precautions

can cause the batteries to become dangerously hot. If battery becomes extremely hot during recharging, stop the charging immediately and disconnect the battery from the charger. Never leave the battery unattended while charging. If you are unsure of how to charge the battery, please seek help and advice from experienced RC users.

- Regularly check the charger for potential hazards such as damage to the cable, plug, casing or other defects. Modifying the charger may cause short-circuit or overcharging leading to a serious accident. Therefore, do not modify the charger.
- Always unplug charger when recharging is finished.
- Do not recharge battery while battery is still warm. After use, battery retains heat. Wait until it cools down before charging.
- Do not allow any metal part to short circuit the receiver batteries or other electrical/electronic device on the model.
- Do not operate the model under inclement weather conditions such as darkness, raining, windy, snowing and thundering. Immediately stop running if your RC model gets wet as may cause short circuit.
- Please dispose of batteries responsibly. Never put batteries into fire.

Disclaimers

Blaze-RC makes no warranties expressed or implied. Blaze-RC will not be liable for any loss, injury or damages, whether direct, indirect, special, incidental, or consequential, arising from the use, misuse, or abuse of this product and/or any product or accessory required to operate this product.

Take adequate safety precautions prior to operating this model. Disregard of the any of the above cautions may lead to accidents, personal injury, or property damage. Blaze-RC Limited assumes no responsibility for any injury, damage, or misuse of this product during assembly or operation, nor any addictions that may arise from the use of this product. All rights reserved.

Items included

- 1 x Truck Body with decals and window masks
- 1 x Buggy Body with decals and window masks
- Front and Rear Tires (Pre-assembled)

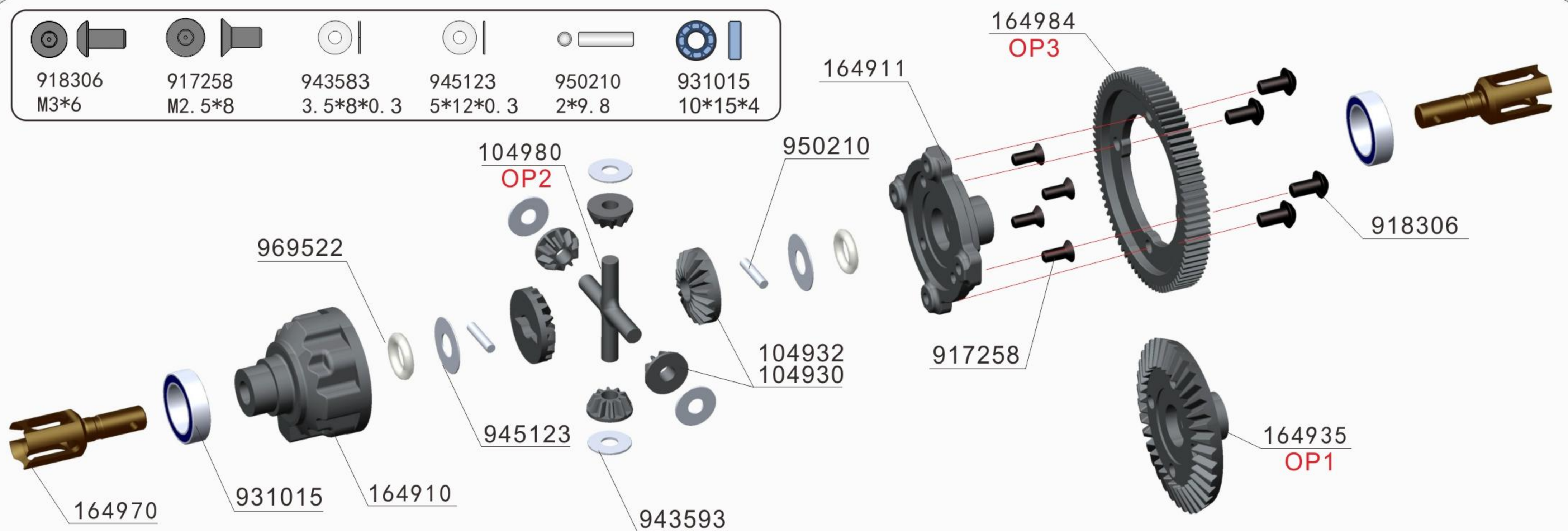
Equipment Required: (Not included)

- Transmitter and Receiver
- Battery for Transmitter
- Battery Charger
- Electronic Speed Control (ESC)
- Motor
- Steering Servo
- Lipo Battery

Tools Required: (Not included)

- 1.5mm, 2.0mm, 2.5mm, 3.0mm Allen Wrench
- 5.5mm, 7.0mm Hex socket Wrench
- Craft Knife
- Turnbuckle Wrench
- Calipers / Rulers
- Camber Gauge
- Glue / Thread Lock
- Shock Oil and Diff Oil
- Thrust, Diff and Joint Grease
- Paint for Body

Notes: All replacement parts are listed and be found in www.blazerc.com



- 164970 CENTER DIFF OUTDRIVE ADAPTER -SPRING STEEL
- 104932 GRAPHITE GEAR DIFF BEVEL & SATELLITE GEARS (2+4) - LOWER
- 104930 COMPOSITE GEAR DIFF BEVEL & SATELLITE GEARS (2+4)
- 135080 DIFF PIN 3.5*23.5mm
- 104980 COMPOSITE GEAR DIFF CROSS PIN
- 164911 COMPOSITE CENTER GEAR DIFFERENTIAL ADAPTER
- 164935 COMPOSITE DIFF. BEVEL GEAR 35T - V2
- 164984 COMPOSITE CENTER DIFF SPUR GEAR 84T / 48

OP1



164955

OP2

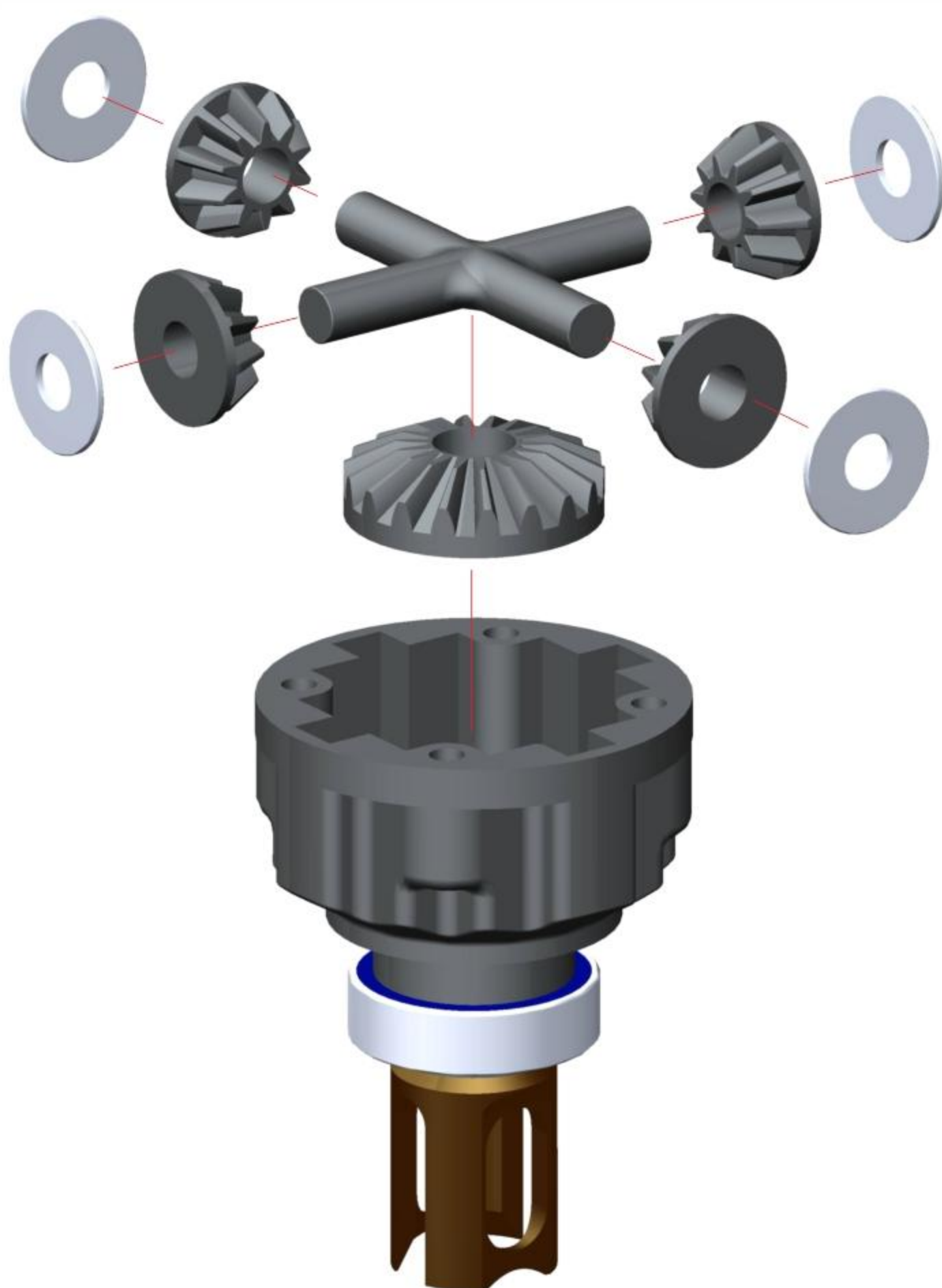
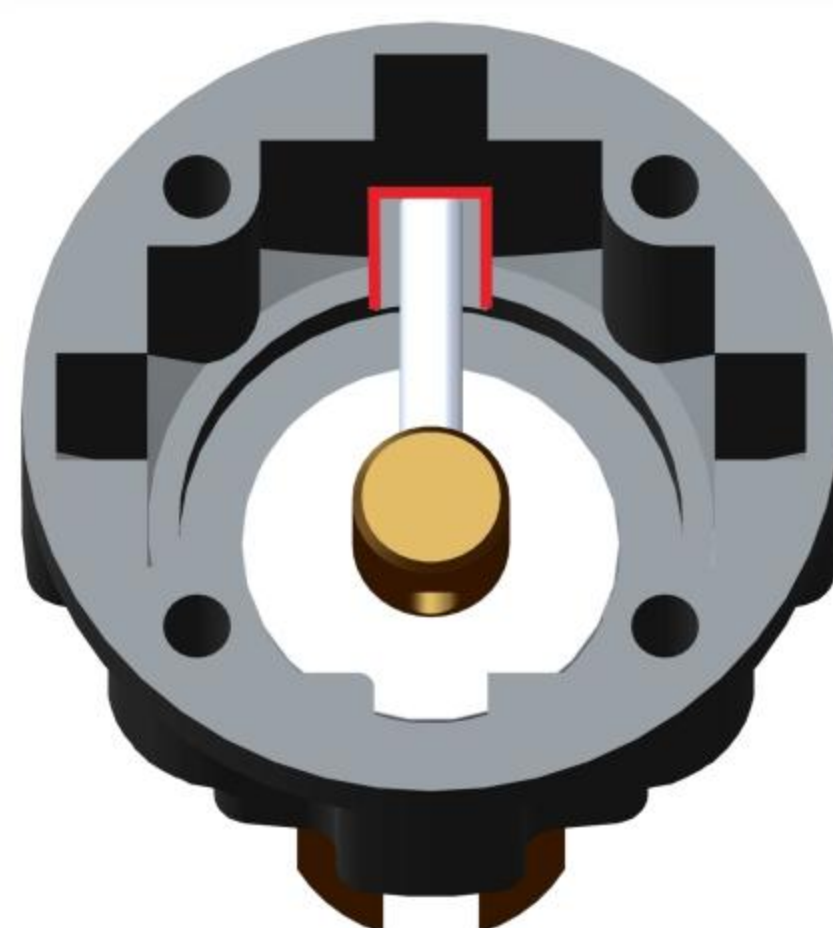
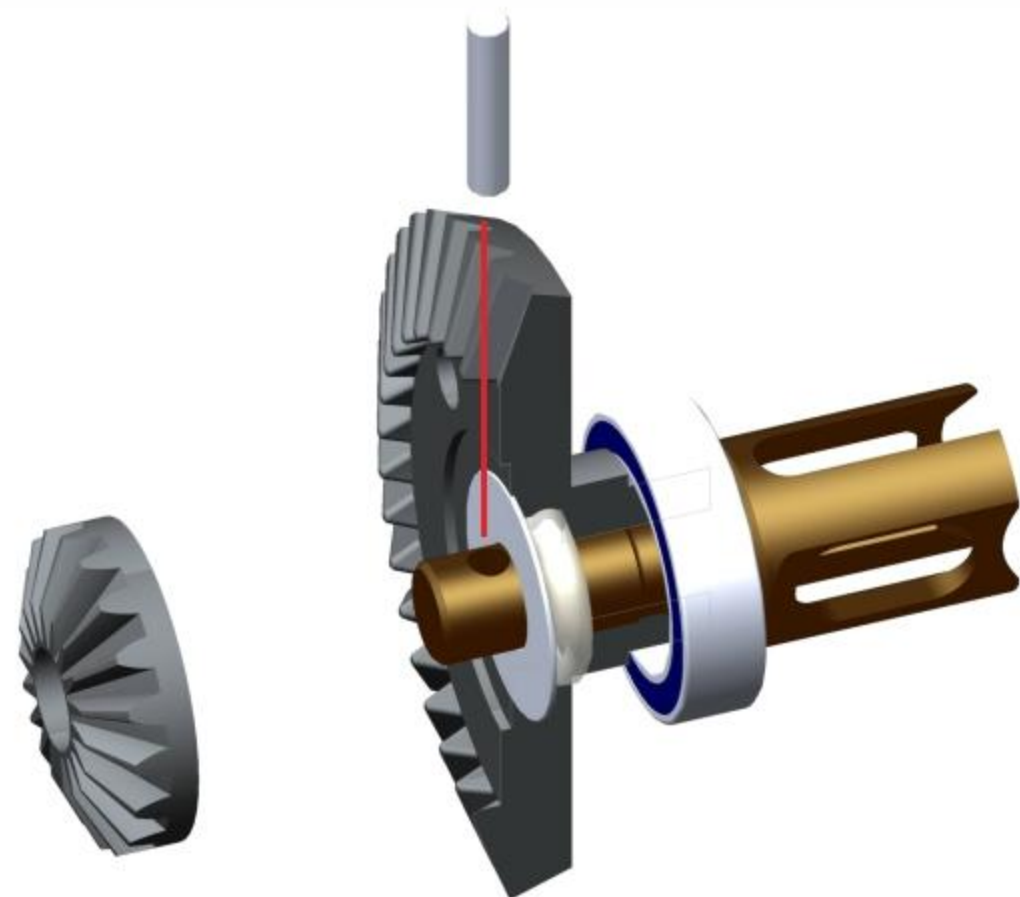


135080

OP3



164981 81T




Low-Traction
10000 cst

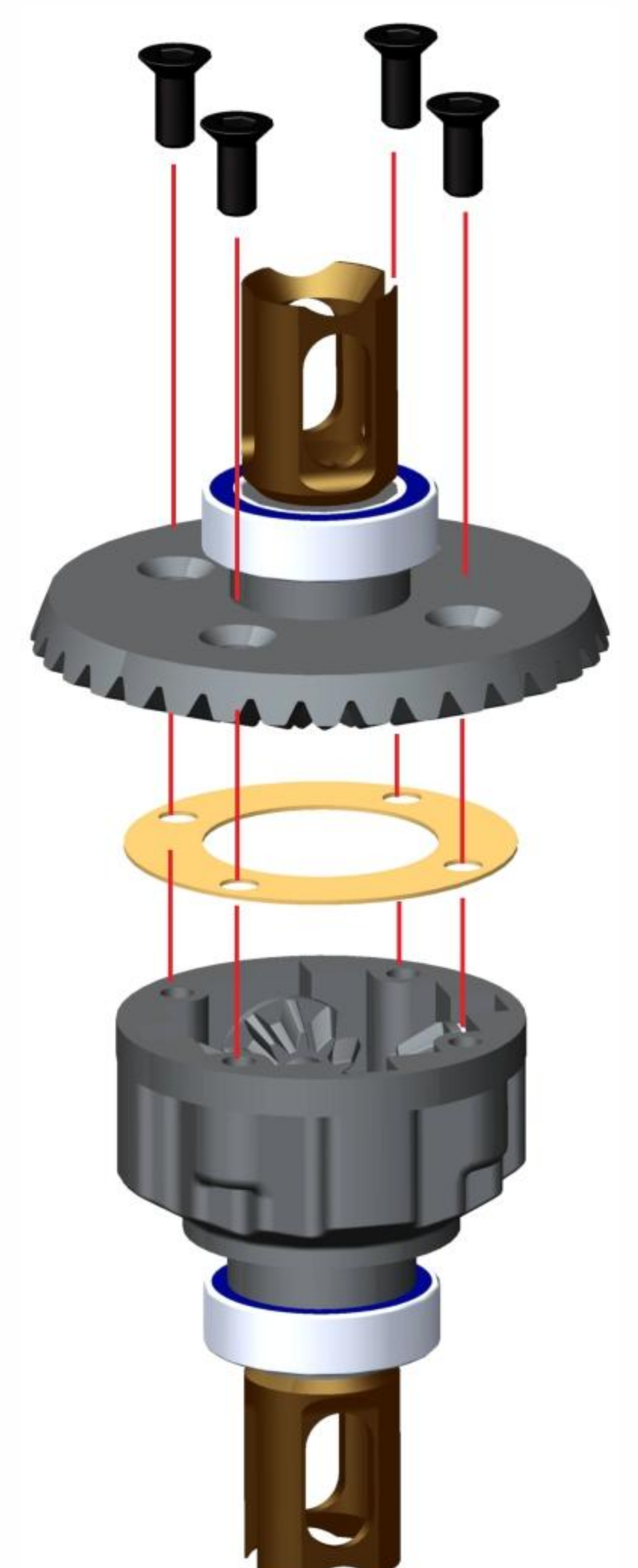
High-Traction
20000 cst

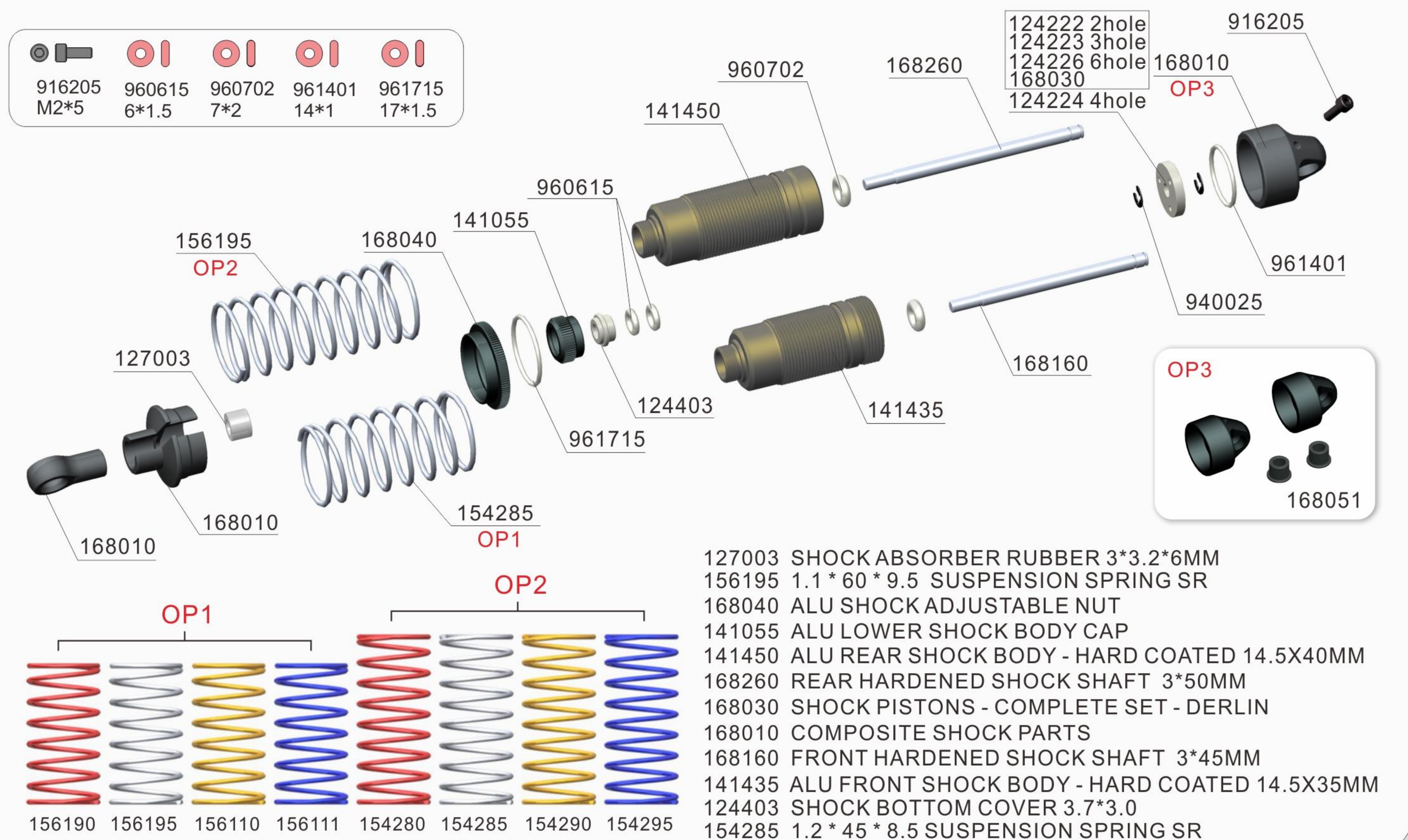



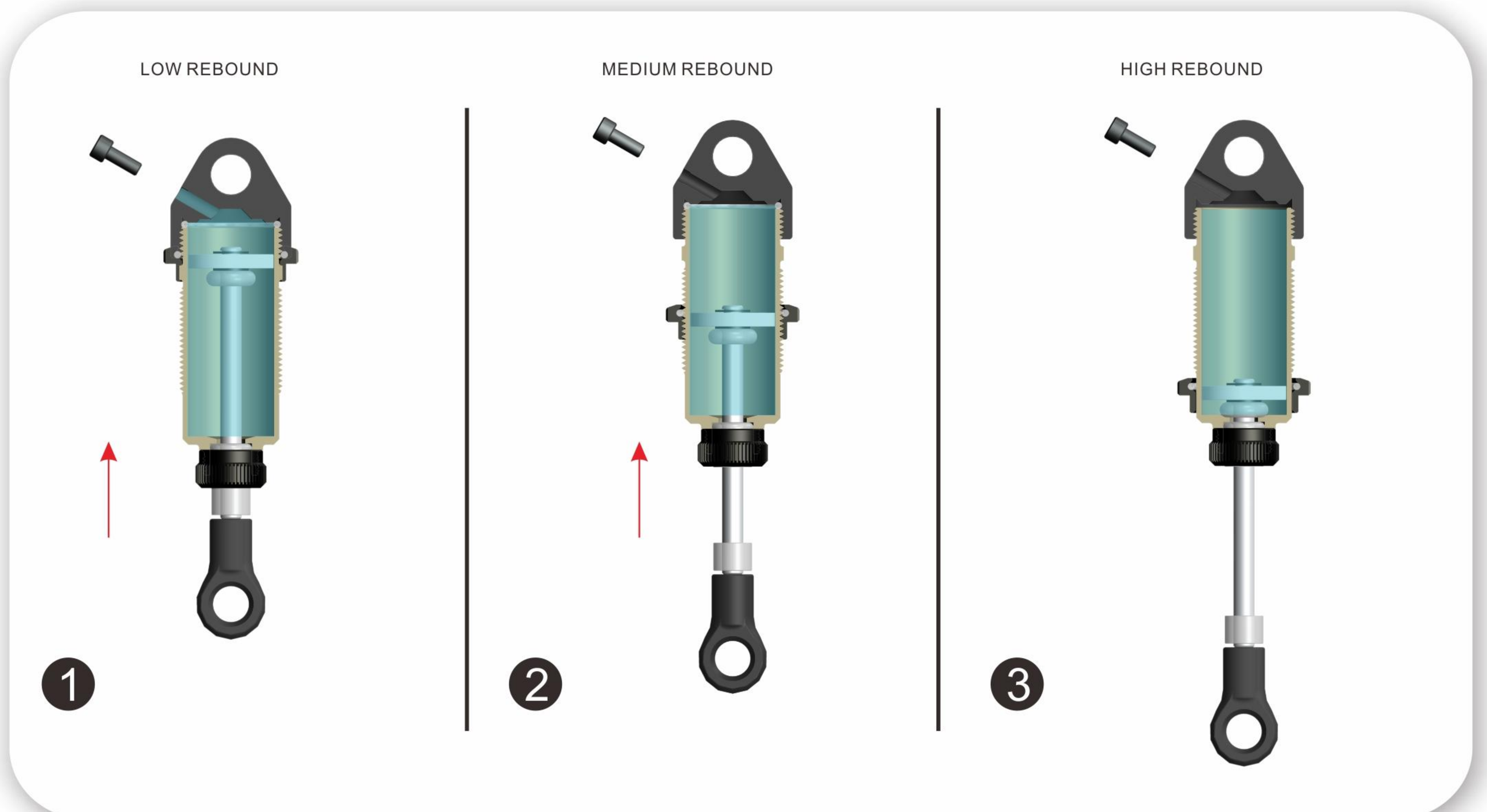




+ 1.3g

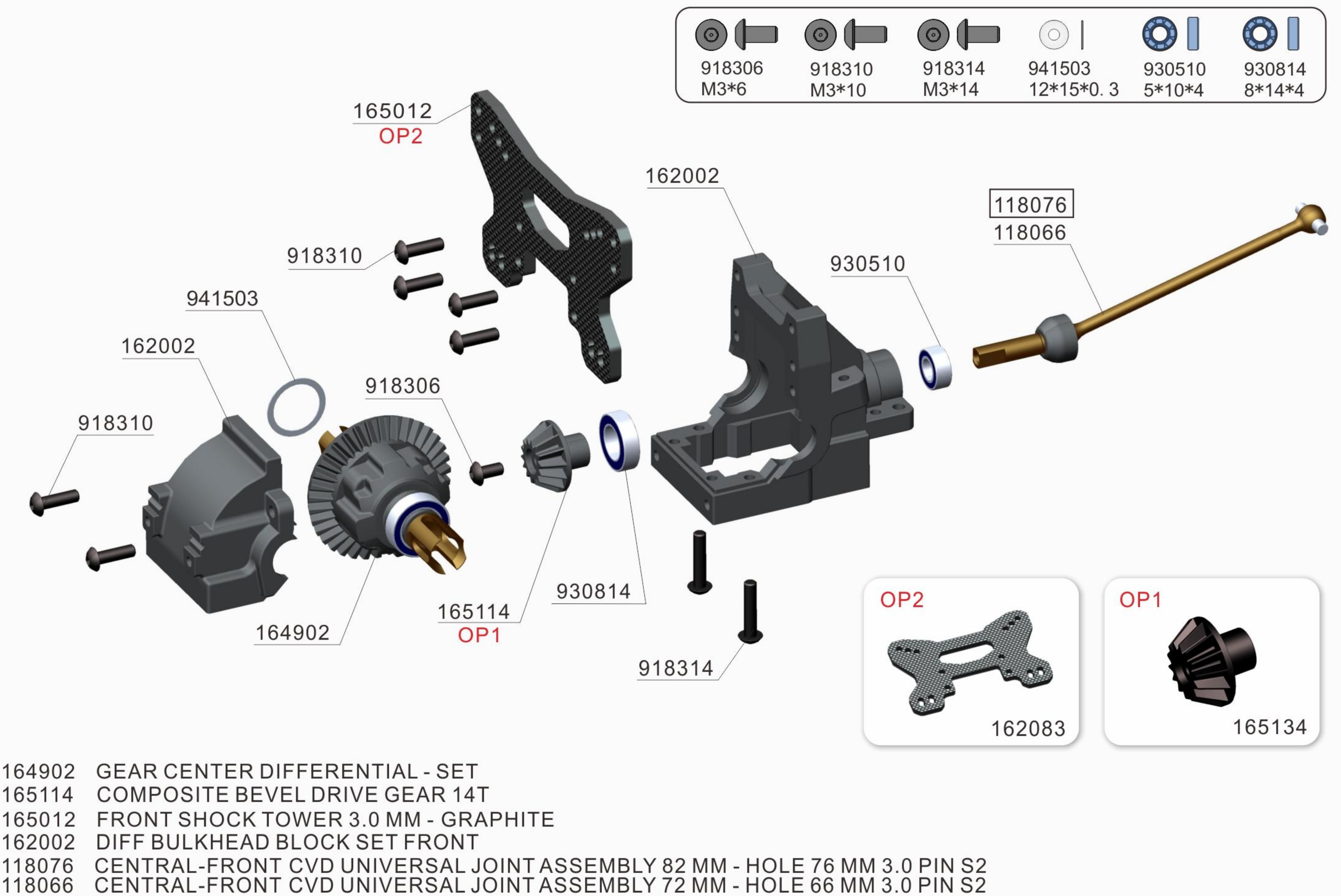
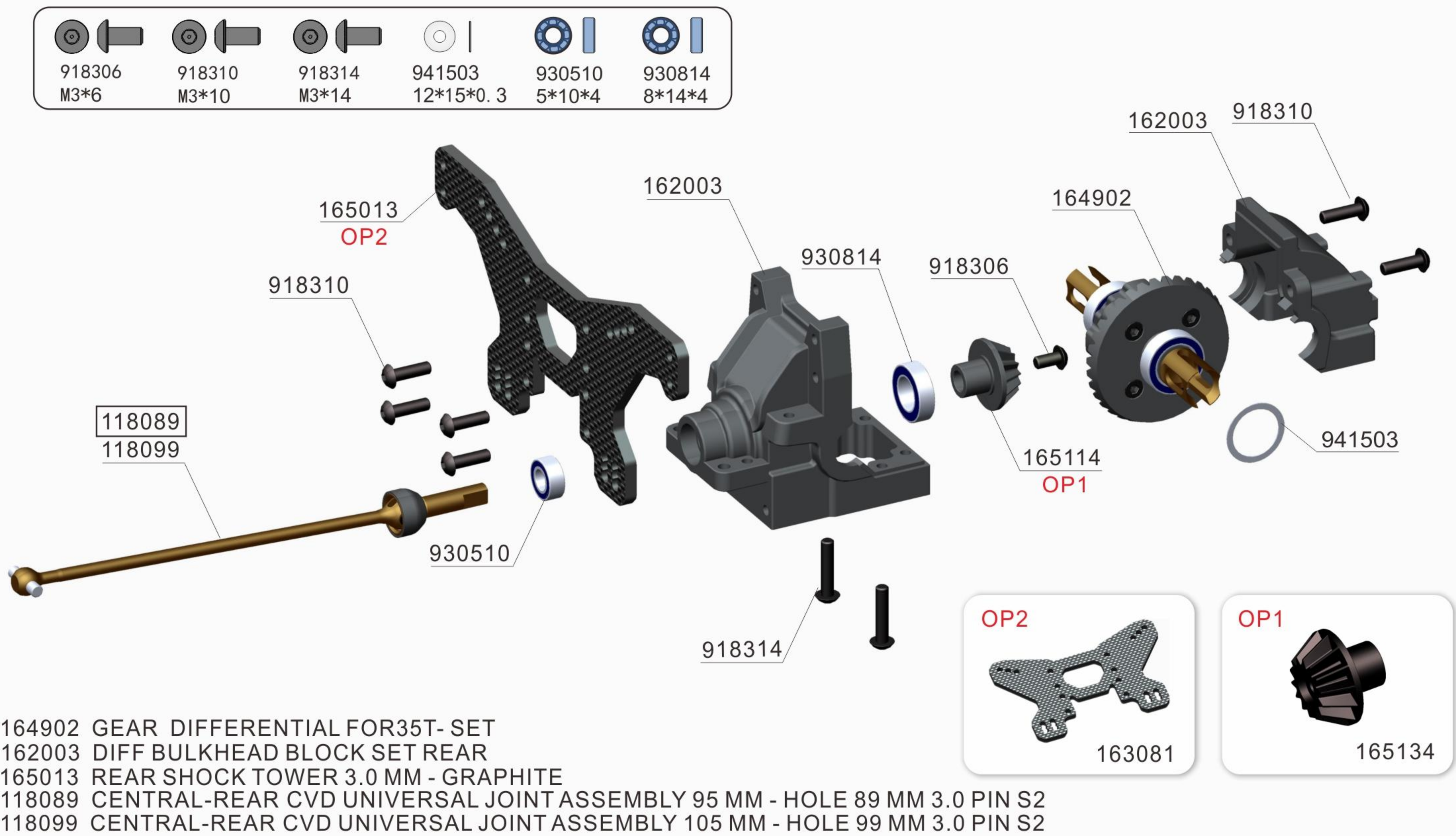


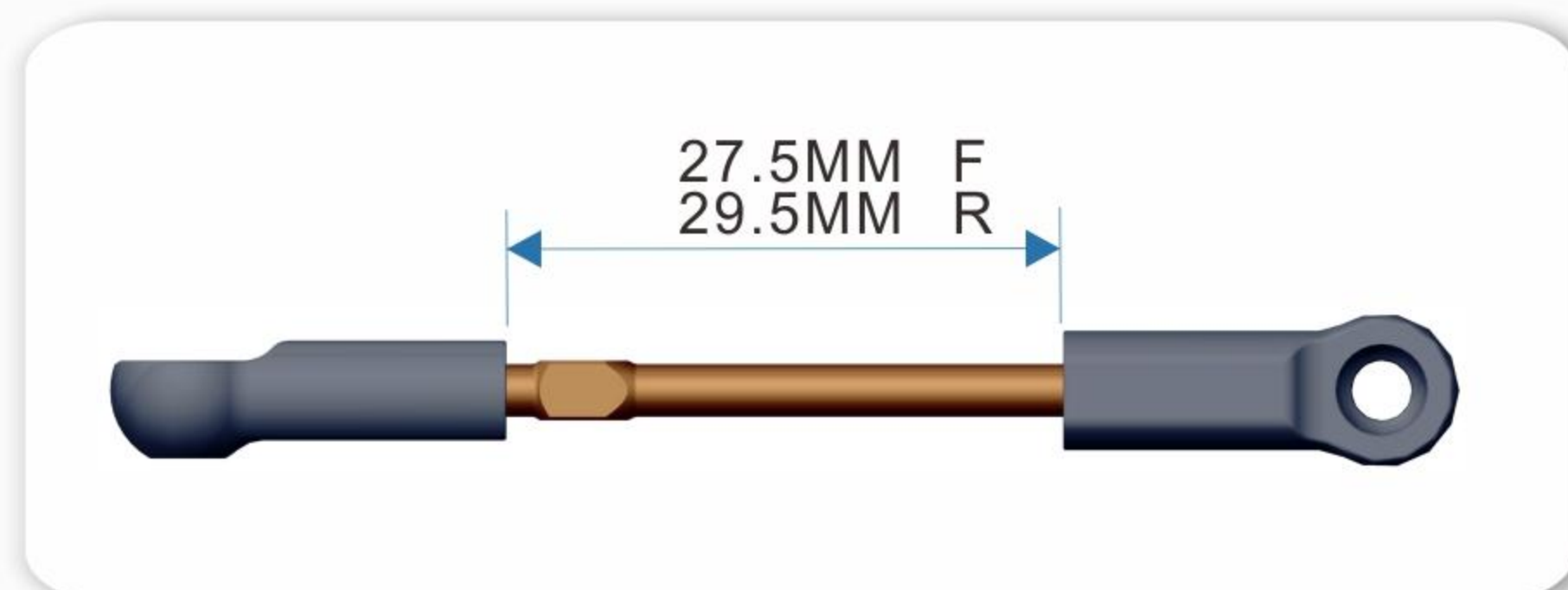

Add 1.3g of oil the diff.



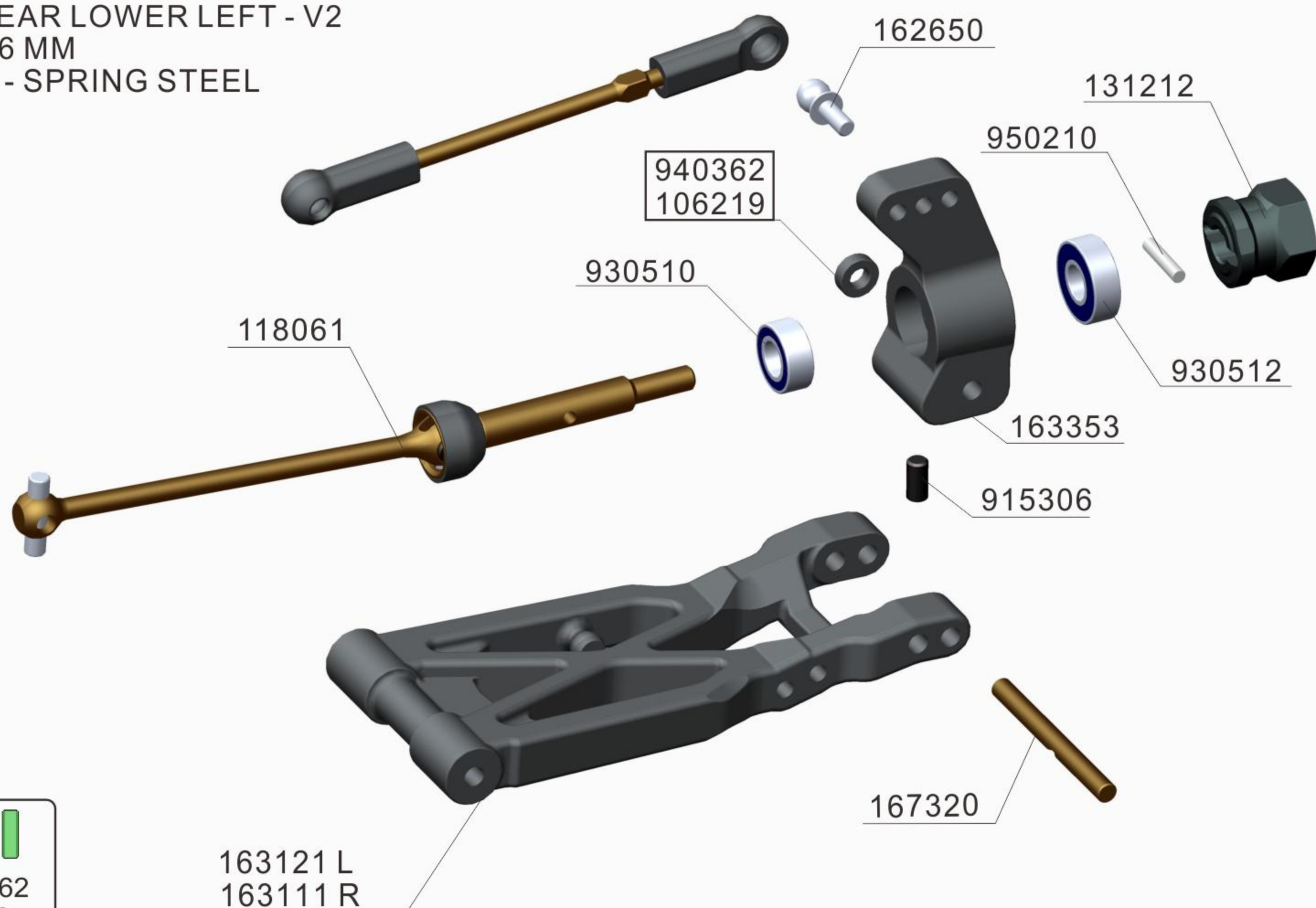








- 106219 COMPOSITE SET OF SERVO SHIMS
 102665 COMPOSITE BALL JOINT 4.9MM - CLOSED WITH HOLE
 118061 REAR CVD UNIVERSAL JOINT ASSEMBLY-68/61.5mm 3.0PIN S2
 163121 COMPOSITE SUSPENSION ARM REAR LOWER LEFT - V2
 162650 BALL END 4.92 MM WITH THREAD 6 MM
 920345 ADJ. TURNBUCKLE M3 L/R 45 MM - SPRING STEEL
 131212 ALU WHEEL HUB H12*12MM
 163353 COMPOSITE UPRIGHT REAR
 167320 REAR ARM PIVOT PIN 3*32

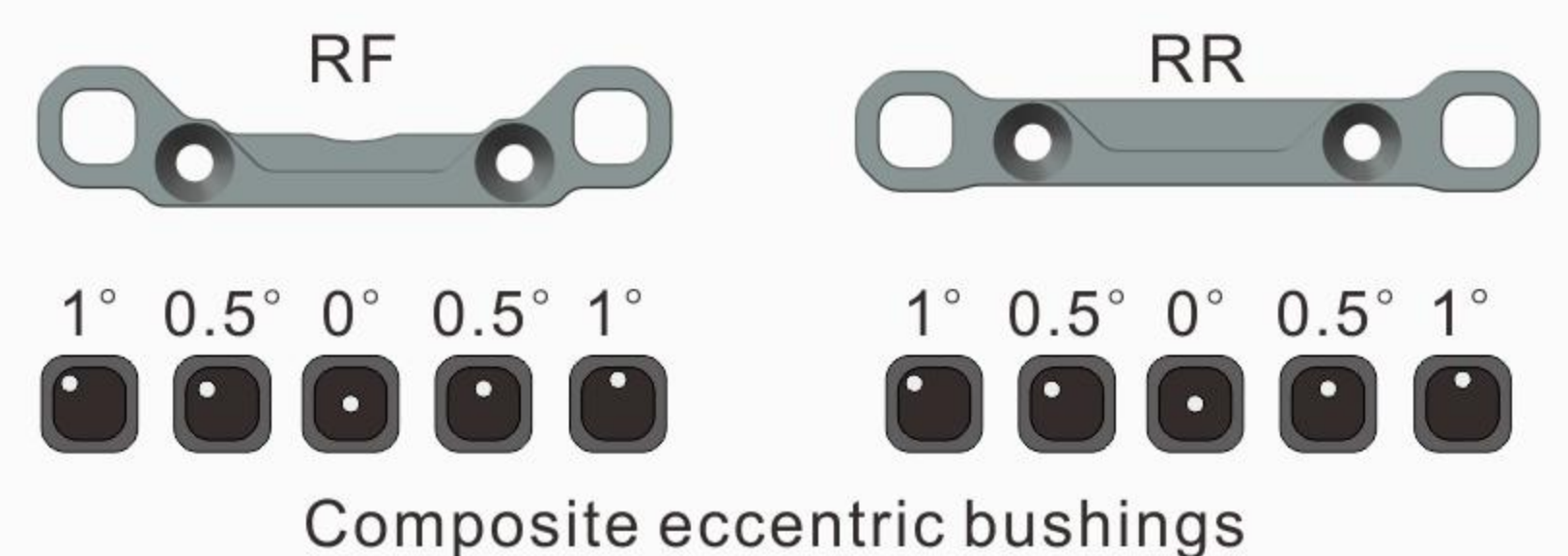
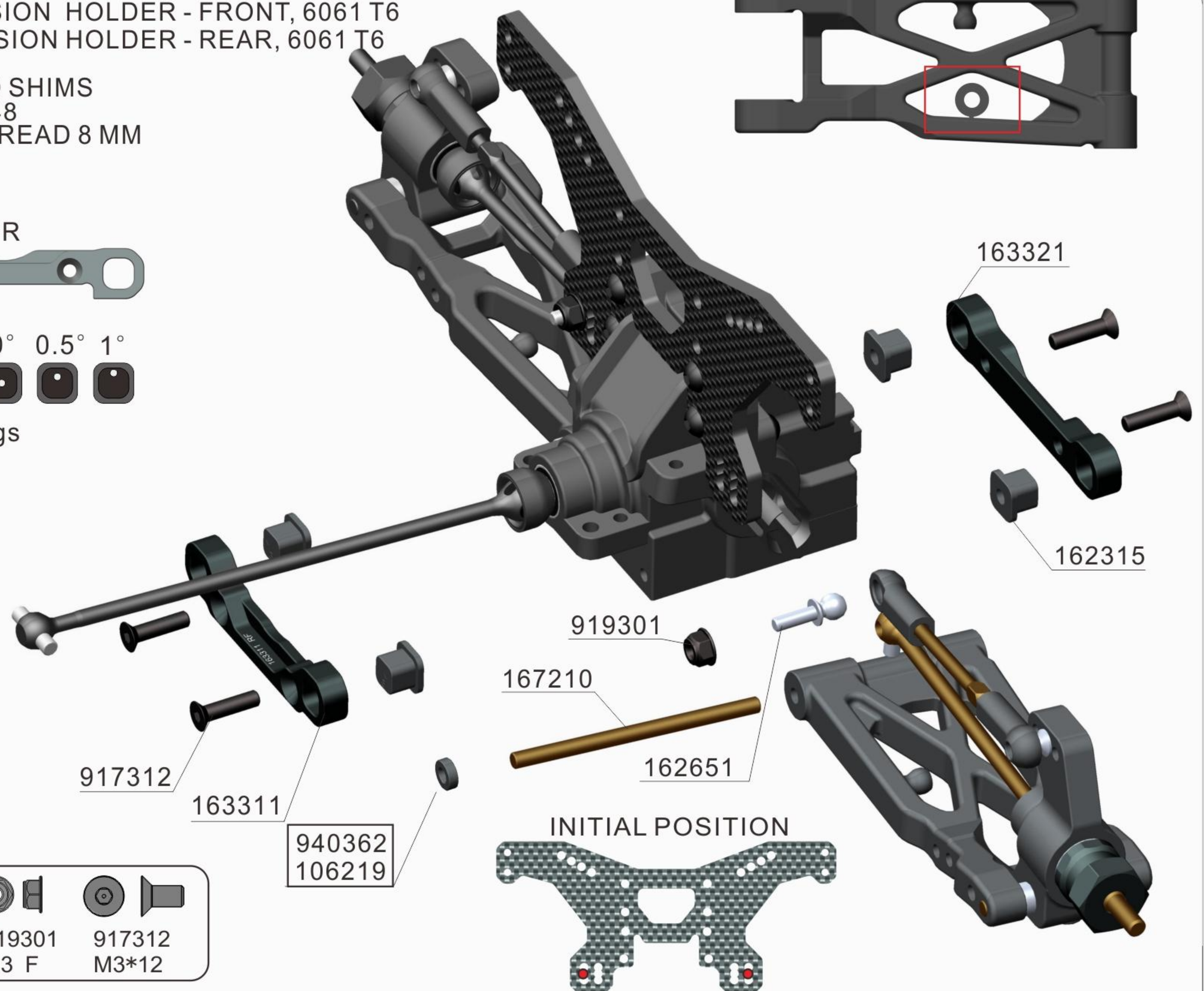



- 163121 COMPOSITE SUSPENSION ARM REAR LOWER LEFT - V2
- 163111 COMPOSITE SUSPENSION ARM REAR LOWER RIGHT - V2
- 163311 ALU REAR LOWER SUSPENSION HOLDER - FRONT, 6061 T6
- 163321 ALU REAR LOWER SUSPENSION HOLDER - REAR, 6061 T6
- 162315 ECCENTRIC BUSHING SET
- 106219 COMPOSITE SET OF SERVO SHIMS
- 167210 SUSPENSION PIVOT PIN 3*48
- 162651 BALL END 4.92 MM WITH THREAD 8 MM

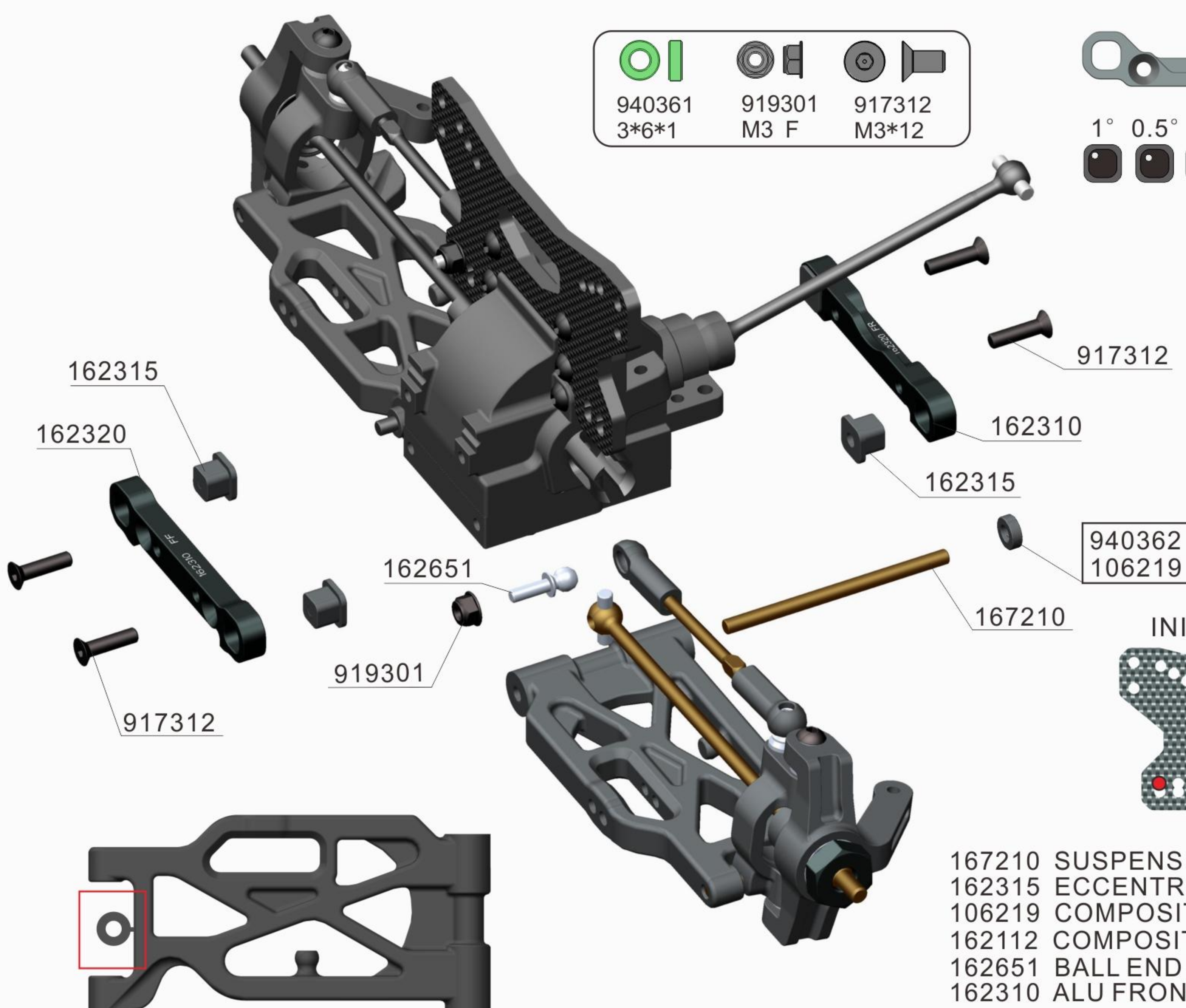

REMOVE THE 3X6.5X2MM SHIM FROM EACH REAR ARM.



All possible mounting alternatives of eccentric bushings



All possible mounting alternatives of eccentric bushings



REMOVE THE 3X6.5X2MM SHIM FROM EACH REAR ARM.

- 167210 SUSPENSION PIVOT PIN 3*48(2)
- 162315 ECCENTRIC BUSHING SET
- 106219 COMPOSITE SET OF SERVO SHIMS
- 162112 COMPOSITE SUSPENSION ARM FRONT LOWER
- 162651 BALL END 4.92MM WITH THREAD 8MM
- 162310 ALU FRONT LOWER SUSPENSION HOLDER - FRONT - 6061 T6
- 162320 ALU FRONT LOWER SUSPENSION HOLDER - REAR, 6061 T6

OP1



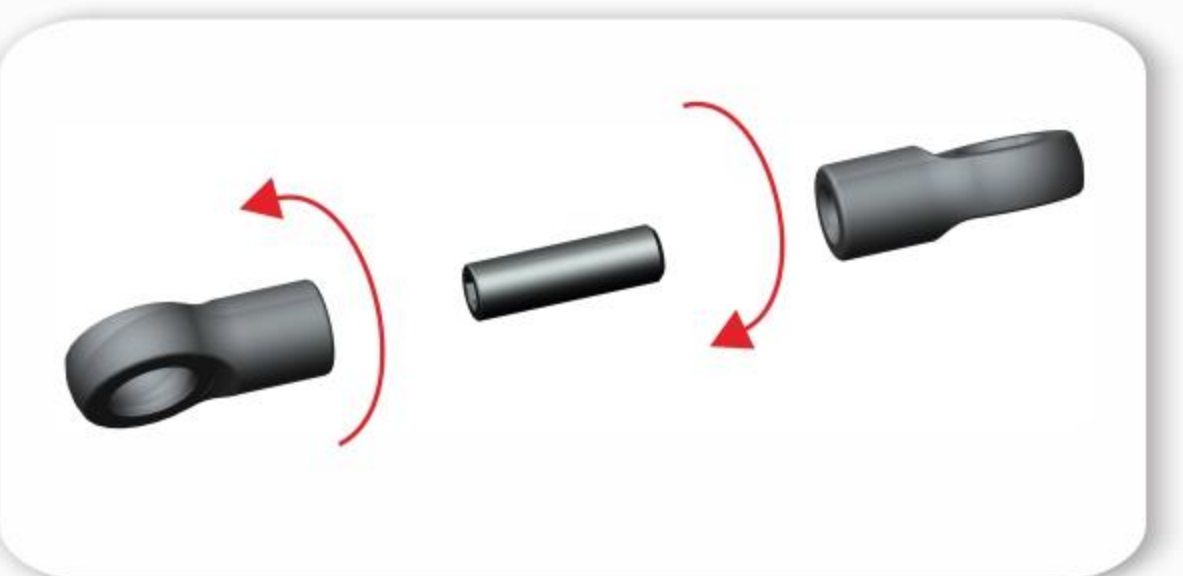
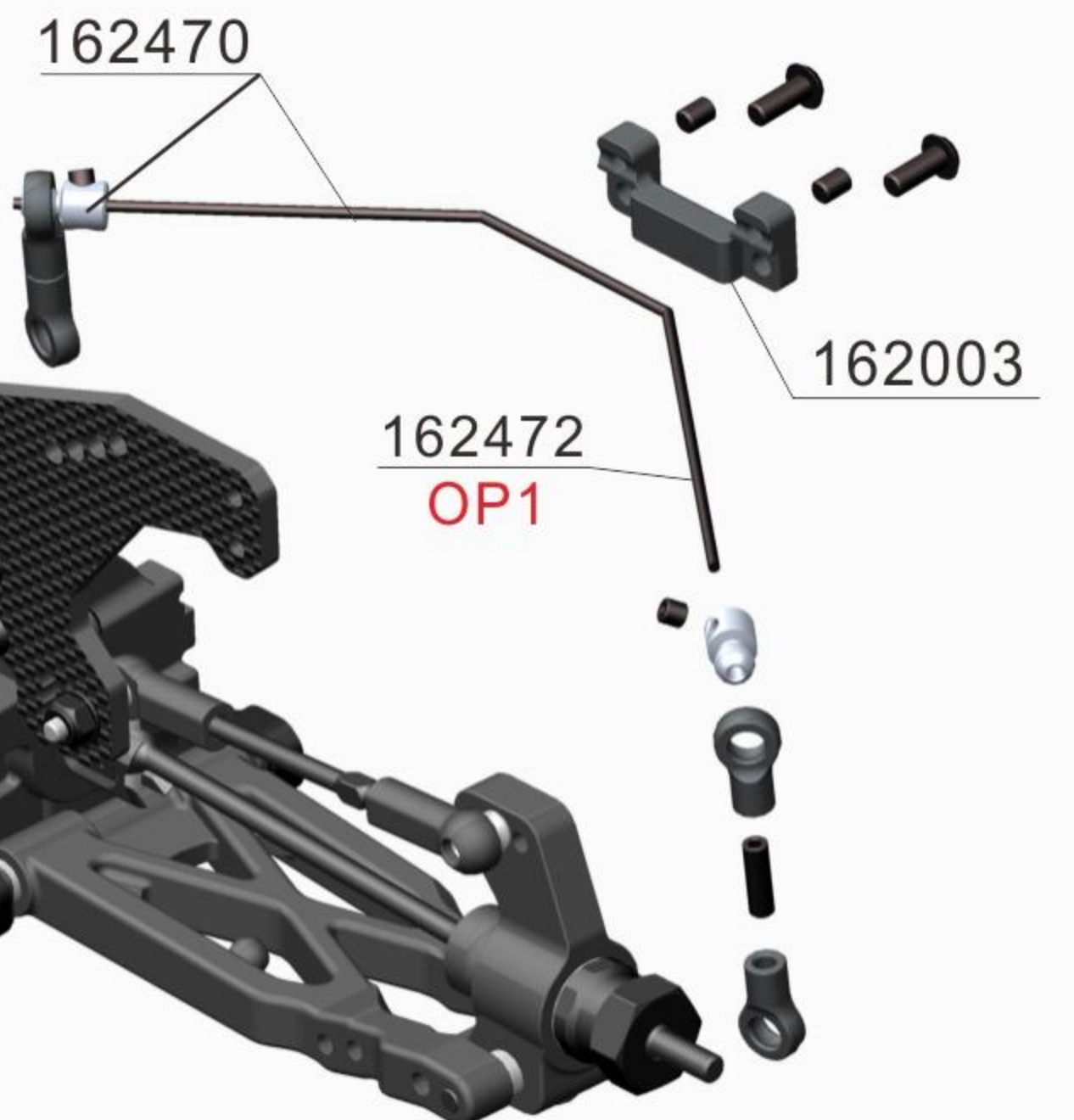
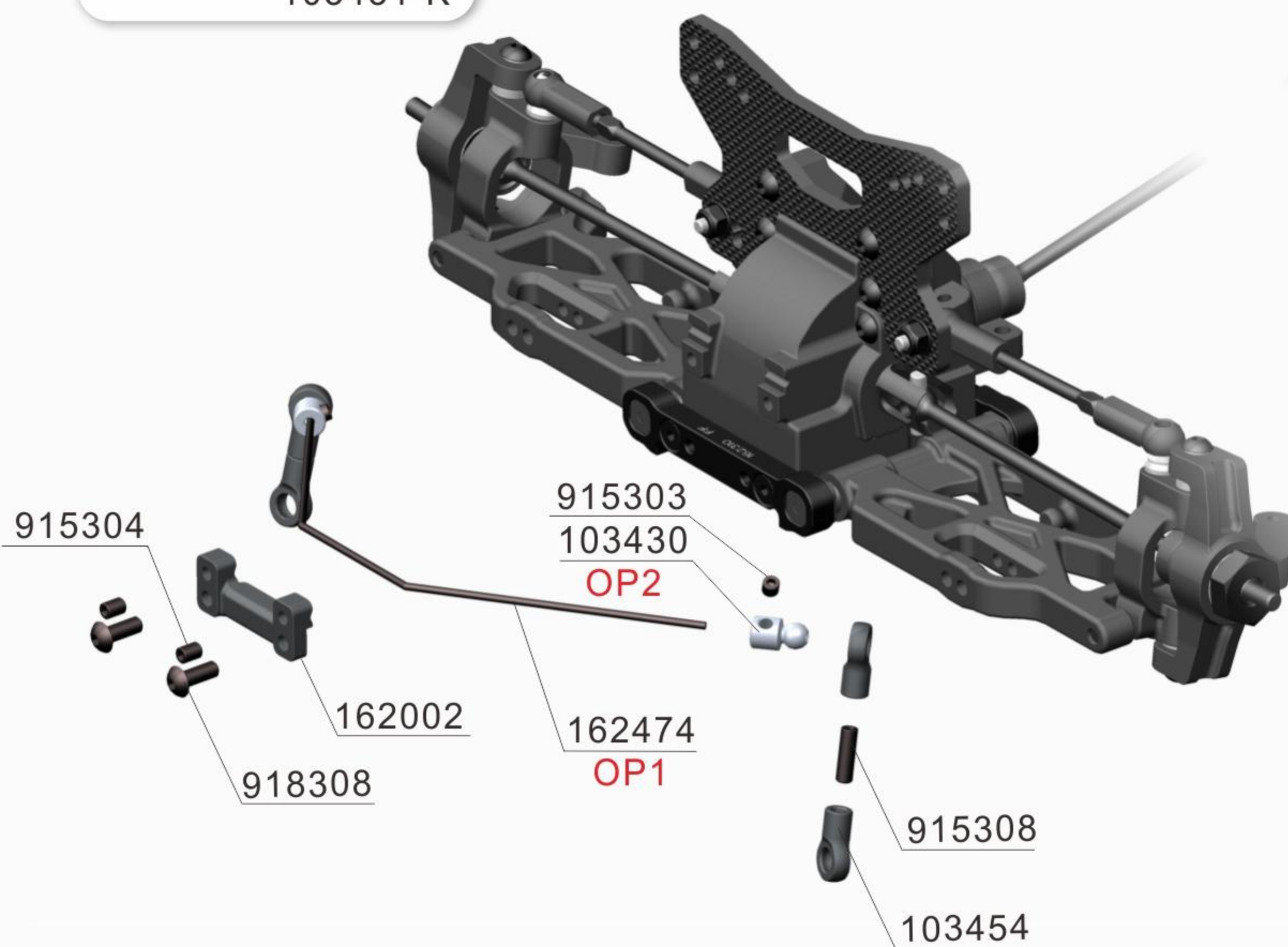
162480	2.0
162478	1.8
162476	1.6
162474	1.4
162472	1.2

915304	915308	918308
M3*4	M3*8	M3*8

OP2

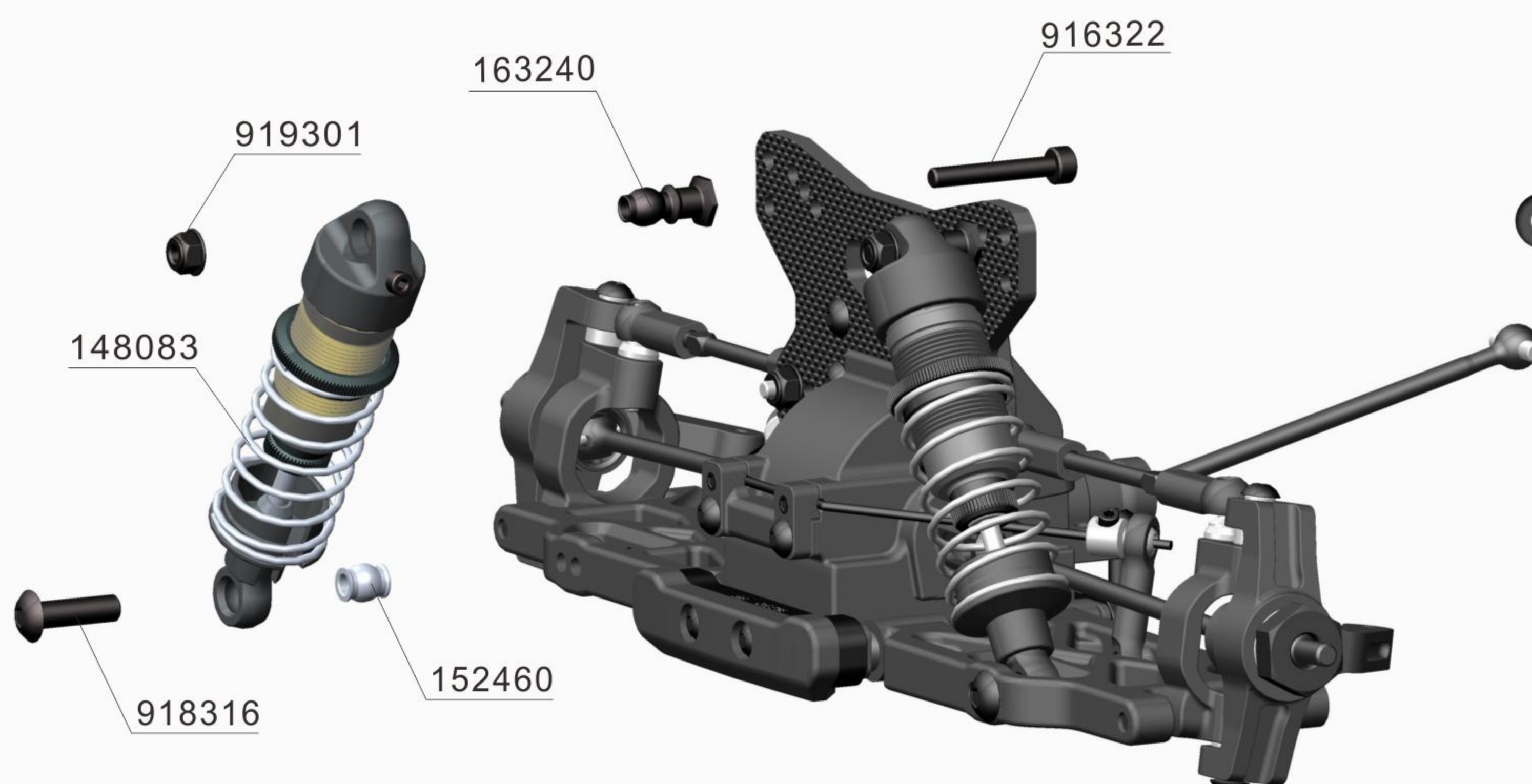


103431-K

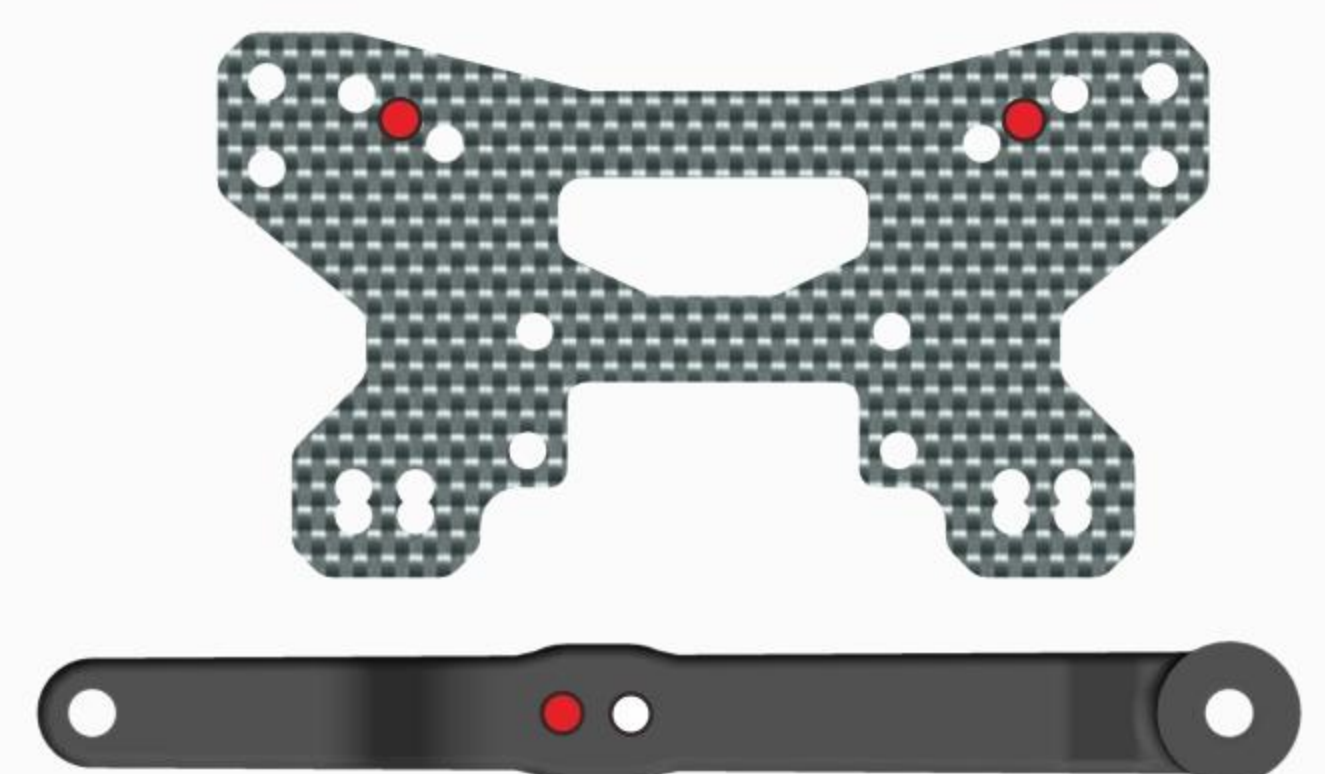


- 162002 DIFF BULKHEAD BLOCK SET FRONT
- 103454 BALL JOINT 4.9MM - OPEN (4)
- 162480 ANTI-ROLL BAR 2.0 MM
- 162478 ANTI-ROLL BAR 1.8 MM
- 162476 ANTI-ROLL BAR 1.6 MM
- 162474 ANTI-ROLL BAR 1.4 MM
- 162472 ANTI-ROLL BAR 1.2 MM
- 103430 BALL HEAD 4.9MM, STEEL (2)
- 162470 ANTI-ROLL BAR COMPLETE SET
- 162003 DIFF BULKHEAD BLOCK SET REAR

919301	916322	918312	918316
M3 F	M3*22	M3*12	M3*16

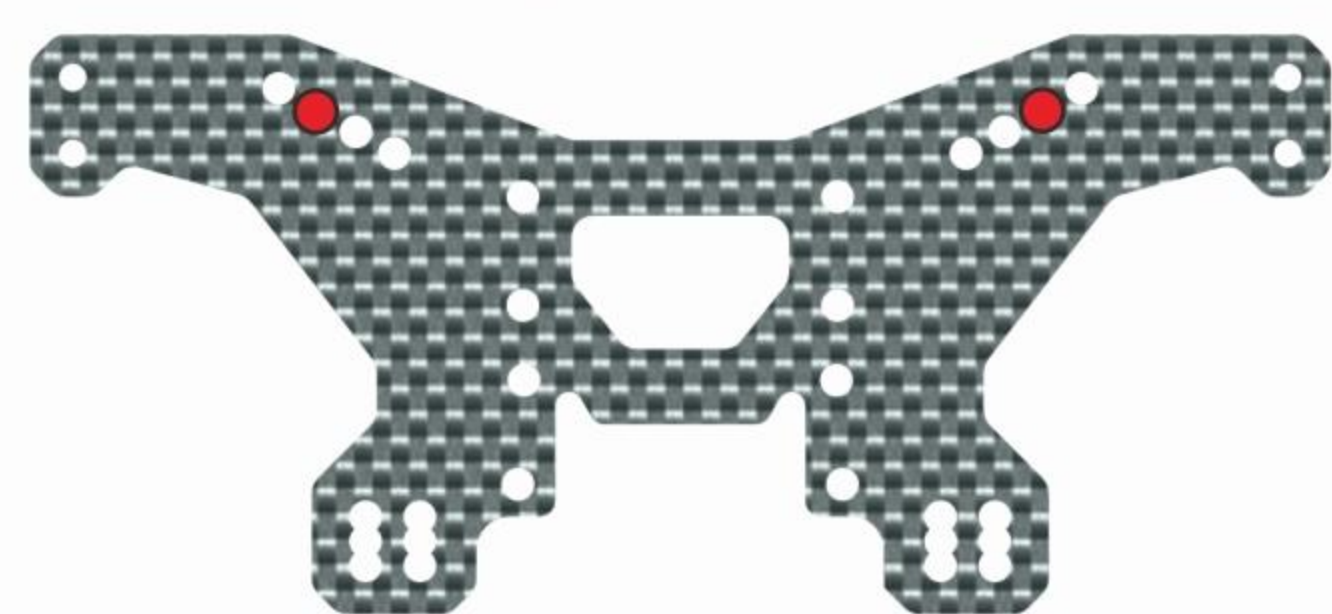


INITIAL POSITION




- 152460 PIVOT BALL 5.8
- 163240 BALL UNIVERSAL 5.8MM WITH BACKSTOP
- 148083 FRONT SHOCK ABSORBERS COMPLETE SET 35 MM, 14.5 X 80 MM

INITIAL POSITION

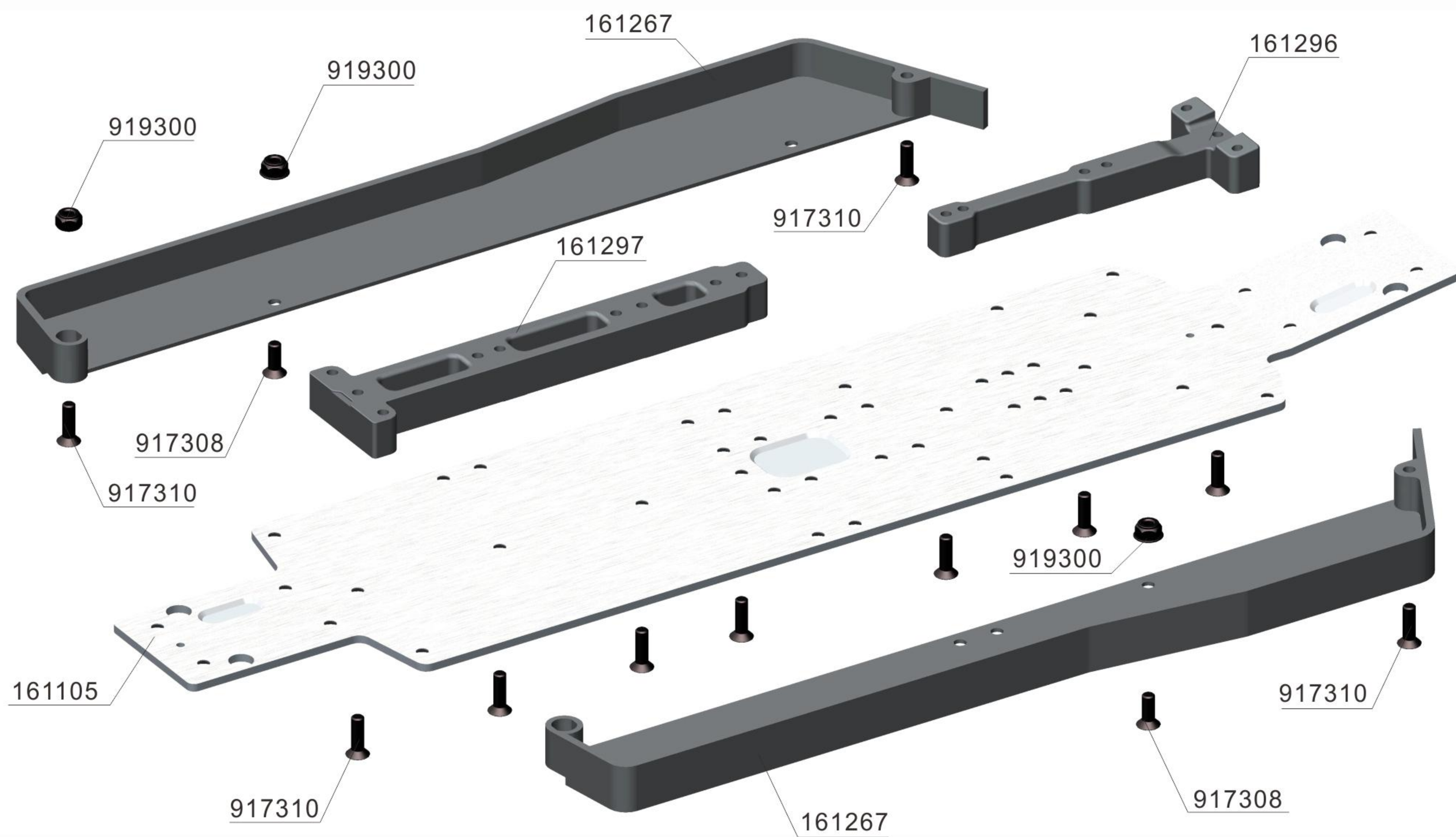


919301	916322	918312	918316
M3 F	M3*22	M3*12	M3*16

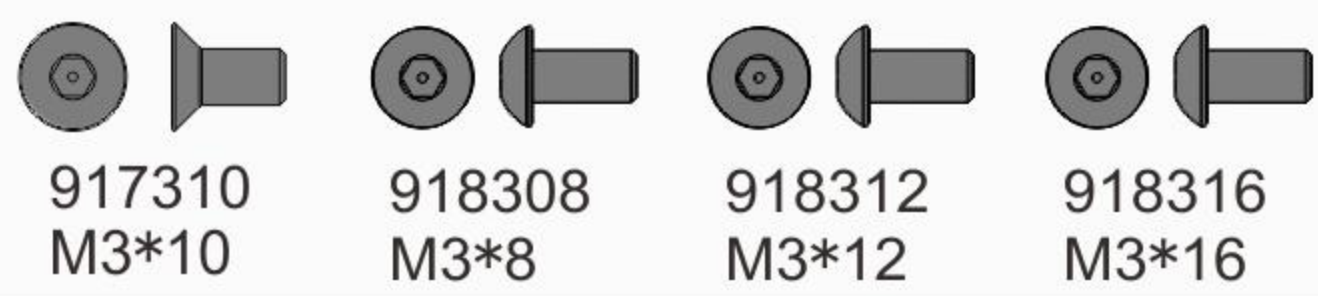


- 152460 PIVOT BALL 5.8
 163240 BALL UNIVERSAL 5.8MM WITH BACKSTOP
 148093 REAR SHOCK ABSORBERS COMPLETE SET 40MM 14.5X90MM


917308	917310	919300
M3*8	M3*10	M3



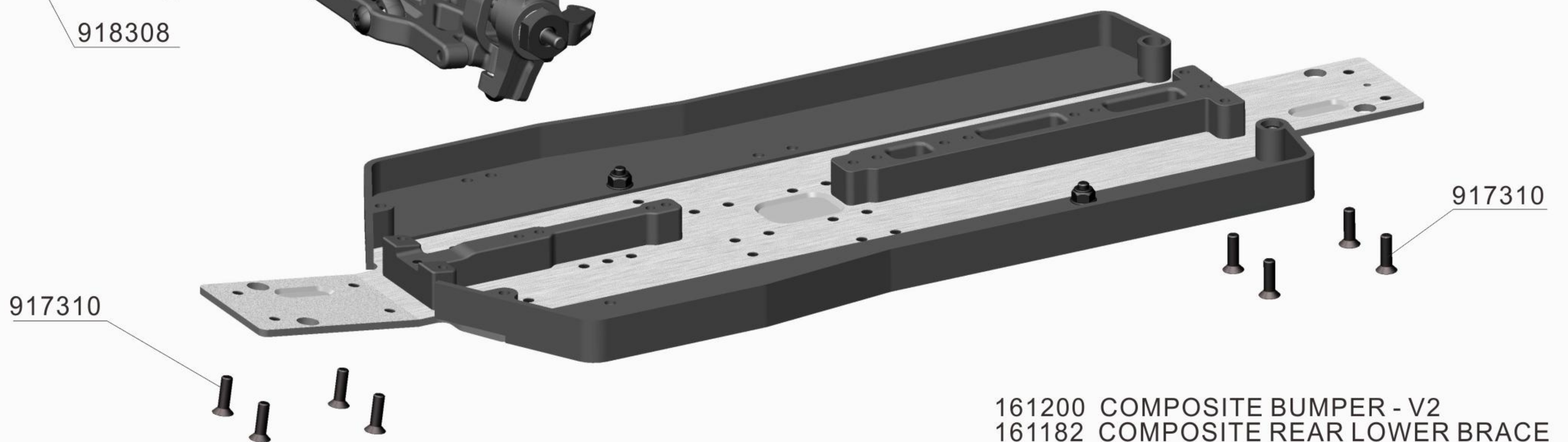

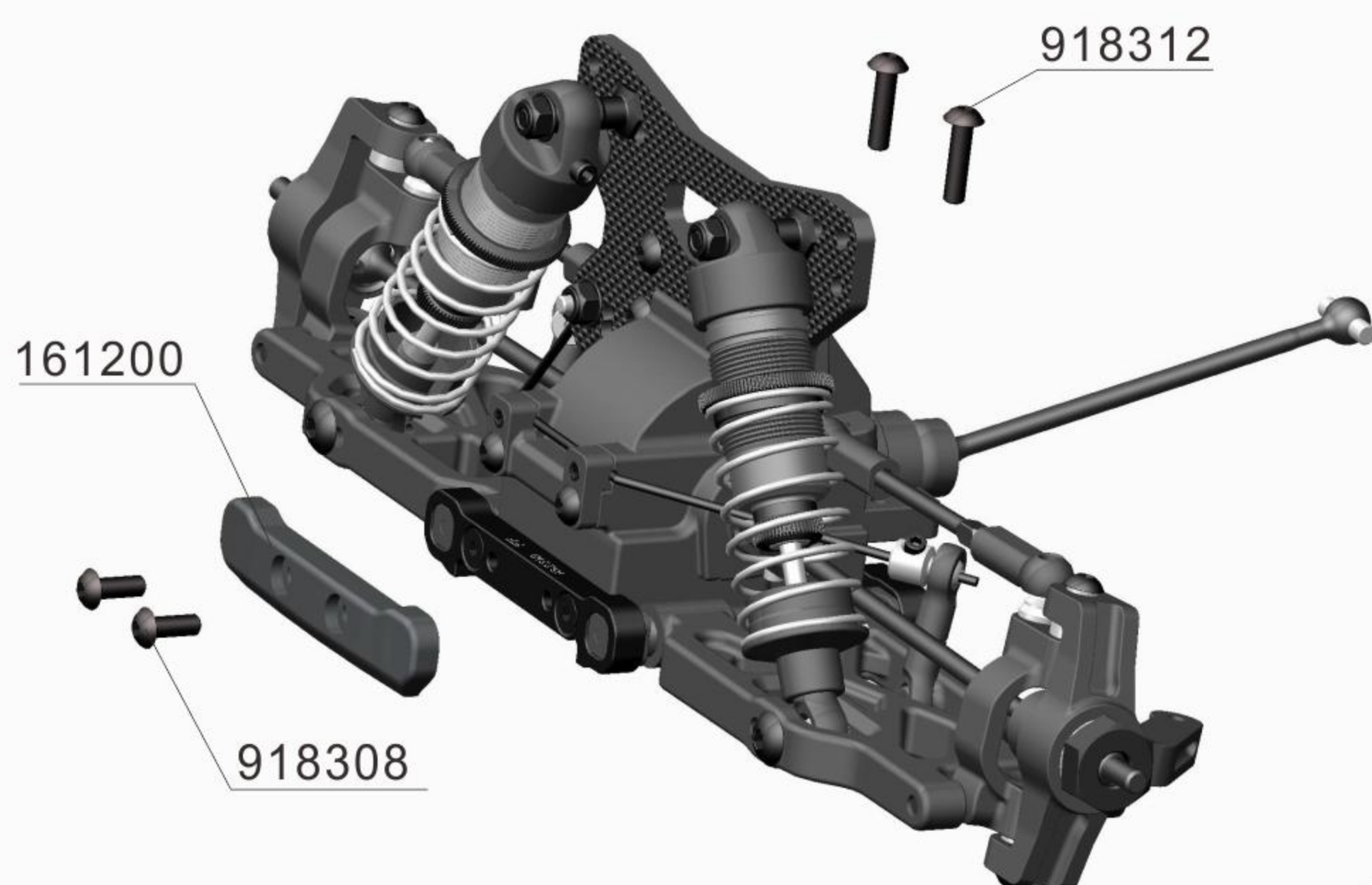
- 161105 ALU. CHASSIS 2.0 MM - 6061 T6
 161267 COMPOSITE CHASSIS SIDE GUARDS L+R - HARD
 161296 COMPOSITE CHASSIS BRACE FRONT - HARD
 161297 COMPOSITE CHASSIS BRACE REAR - HARD



OP1

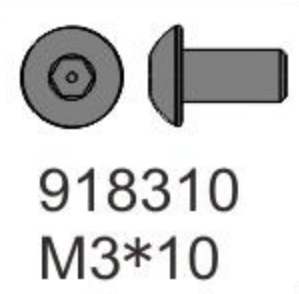


161181



161200 COMPOSITE BUMPER - V2
161182 COMPOSITE REAR LOWER BRACE

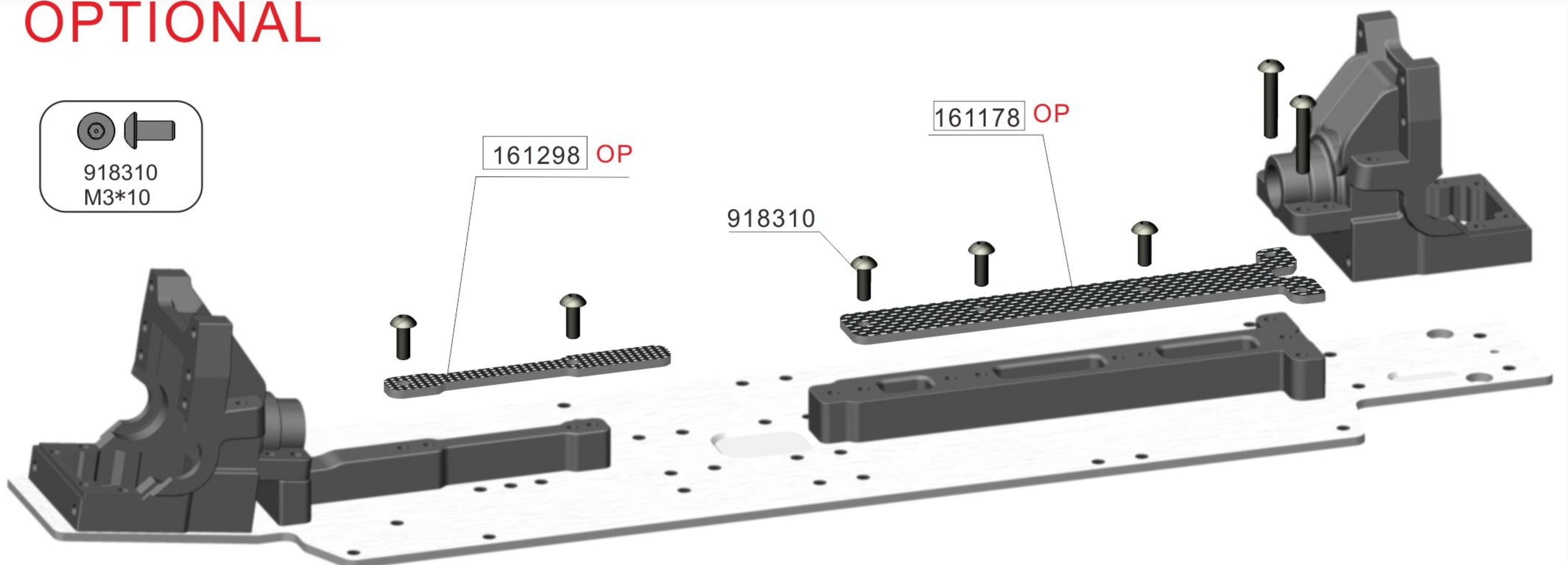
OPTIONAL





161298 OP

161178 OP

918310



161298 GRAPHITE CHASSIS WIRE COVER 2.0MM
161178 GRAPHITE CHASSIS BRACE UPPER DECK 2.0MM

			
918310 M3*10	961201 12*1	947362 3*6*2	930508 5*8*2.5

OP1



162573


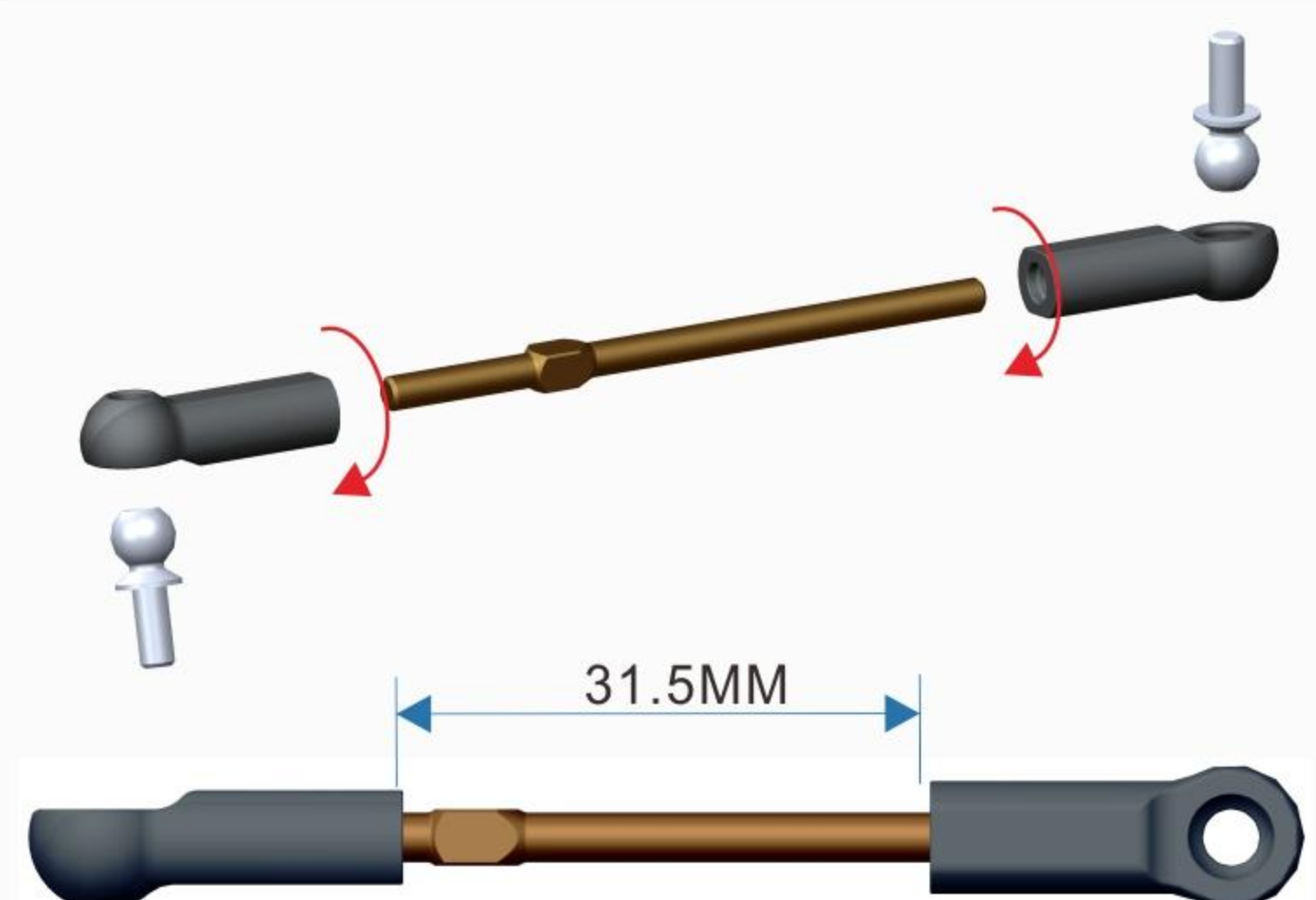
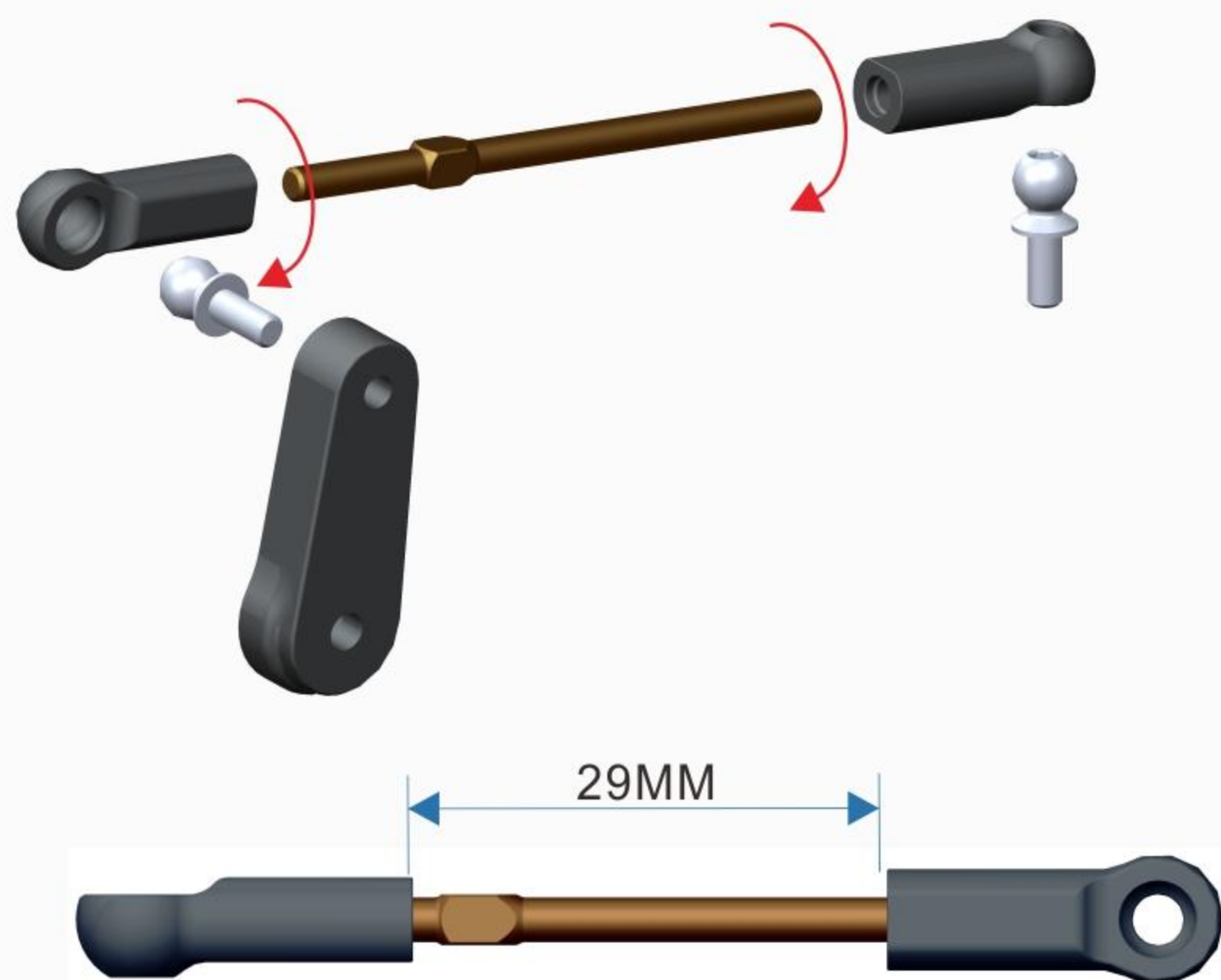
OP1

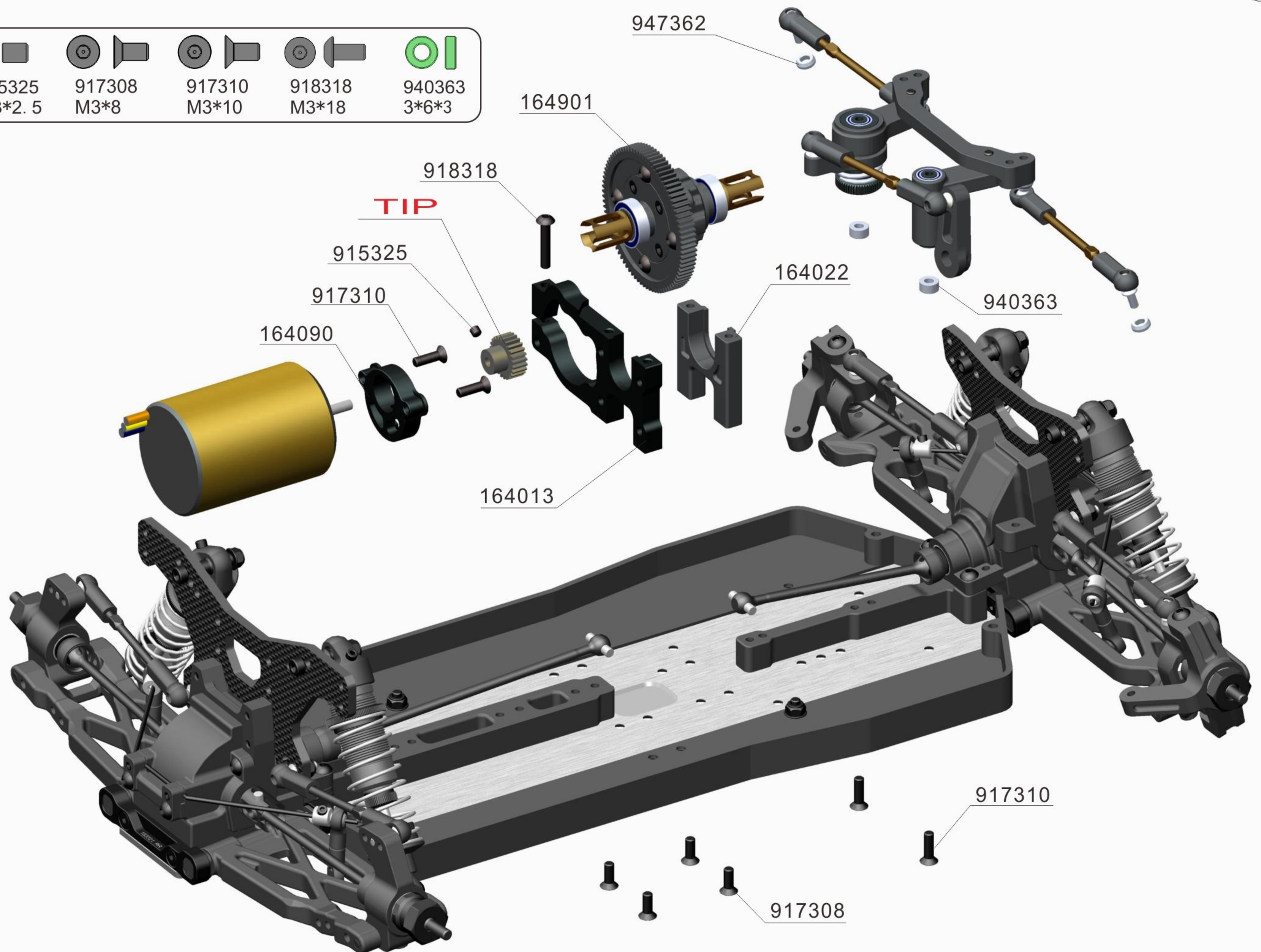
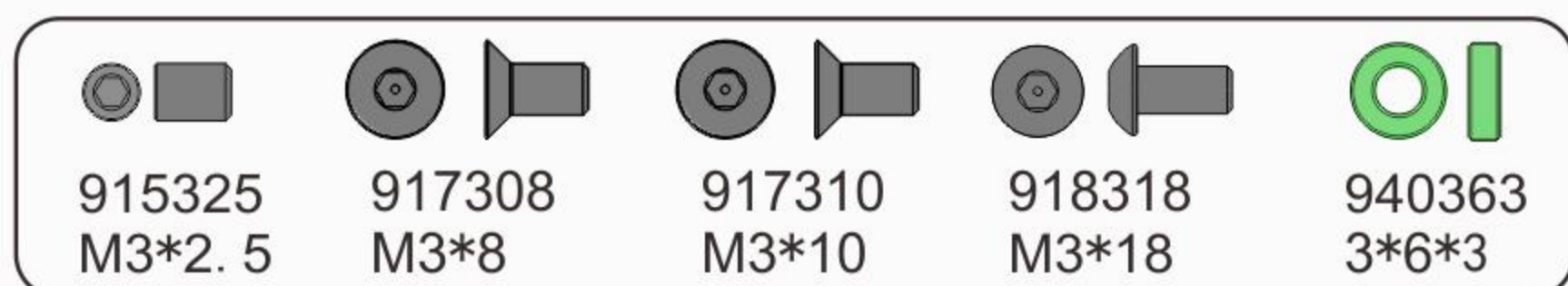


162574

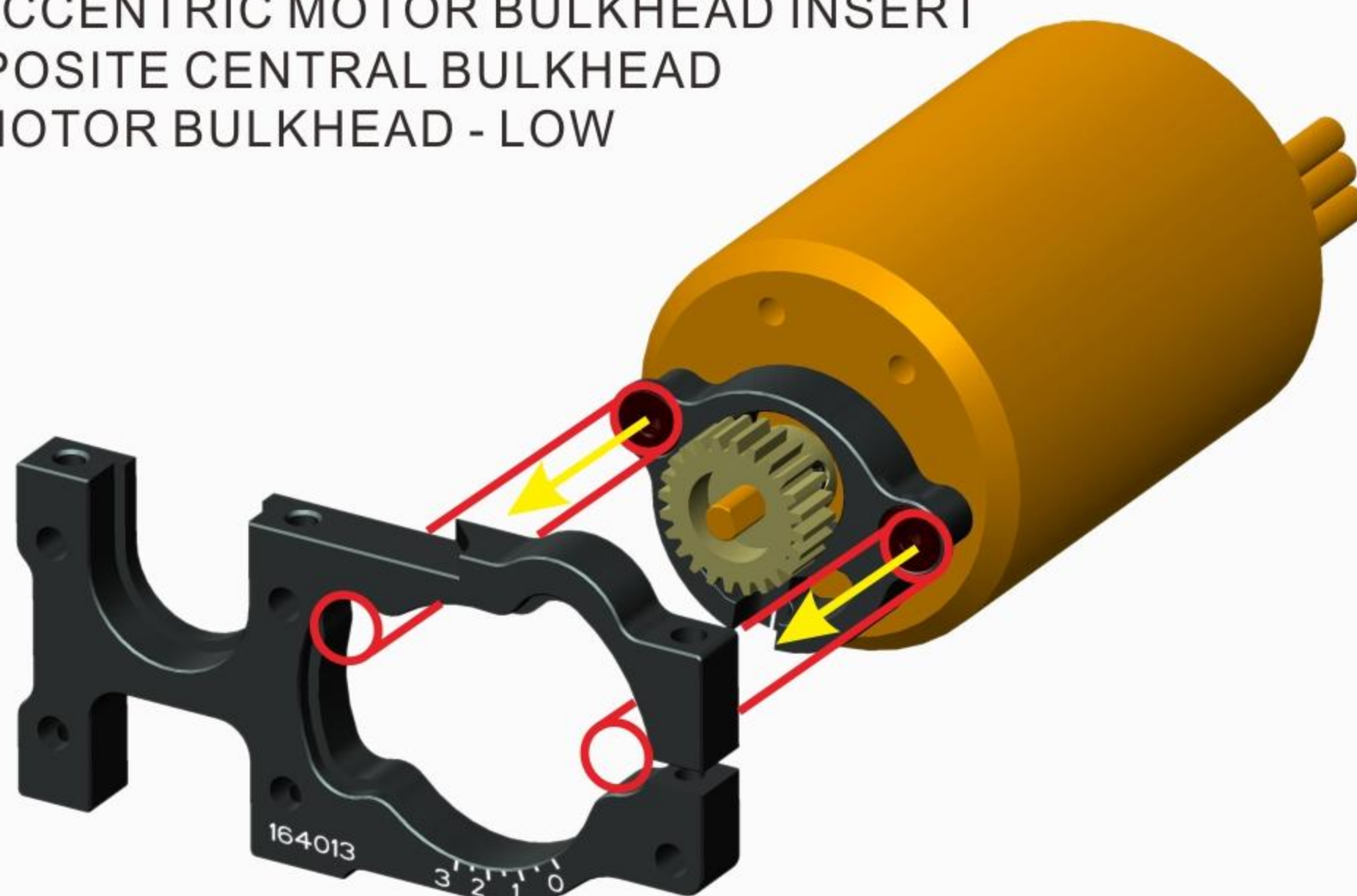


- 162573 ALU STEERING PLATE 4-HOLE
- 162574 ALU STEERING PLATE 2-HOLE
- 162571 COMPOSITE STEERING PLATE
- 162510 COMPOSITE SERVO SAVER
- 162290 STEEL STEERING BUSHING - SHORT
- 162540 ALU SERVO SAVER MAIN SHAFT
- 162550 SERVO SAVER PIVOT SHAFT
- 132561 SERVO SAVER SPRING C=14
- 132540 ALU SERVO SAVER ADJUSTABLE NUT
- 920345 ADJ. TURNBUCKLE M3 L/R 45 MM - SPRING STEEL
- 102665 COMPOSITE BALL JOINT 4.9MM - CLOSED WITH HOLE
- 162650 BALL END 4.92 MM WITH THREAD 6 MM
- 156200 BRAKE/THROTTLE ARMS & STEERING SERVO ARMS - SET





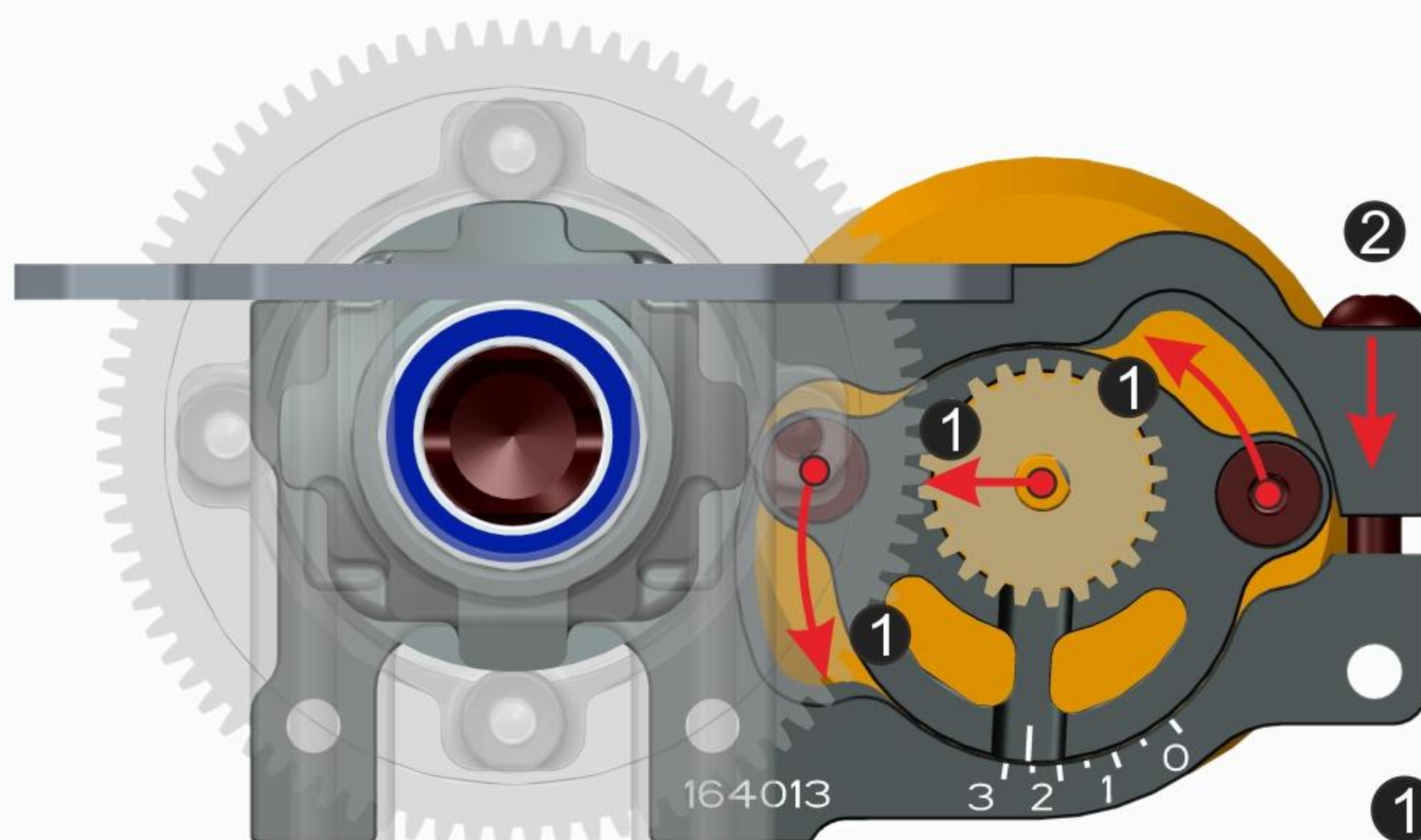
- 164901 GEAR CENTER DIFFERENTIAL - SET
 164090 ALU ECCENTRIC MOTOR BULKHEAD INSERT
 164022 COMPOSITE CENTRAL BULKHEAD
 164013 ALU MOTOR BULKHEAD - LOW



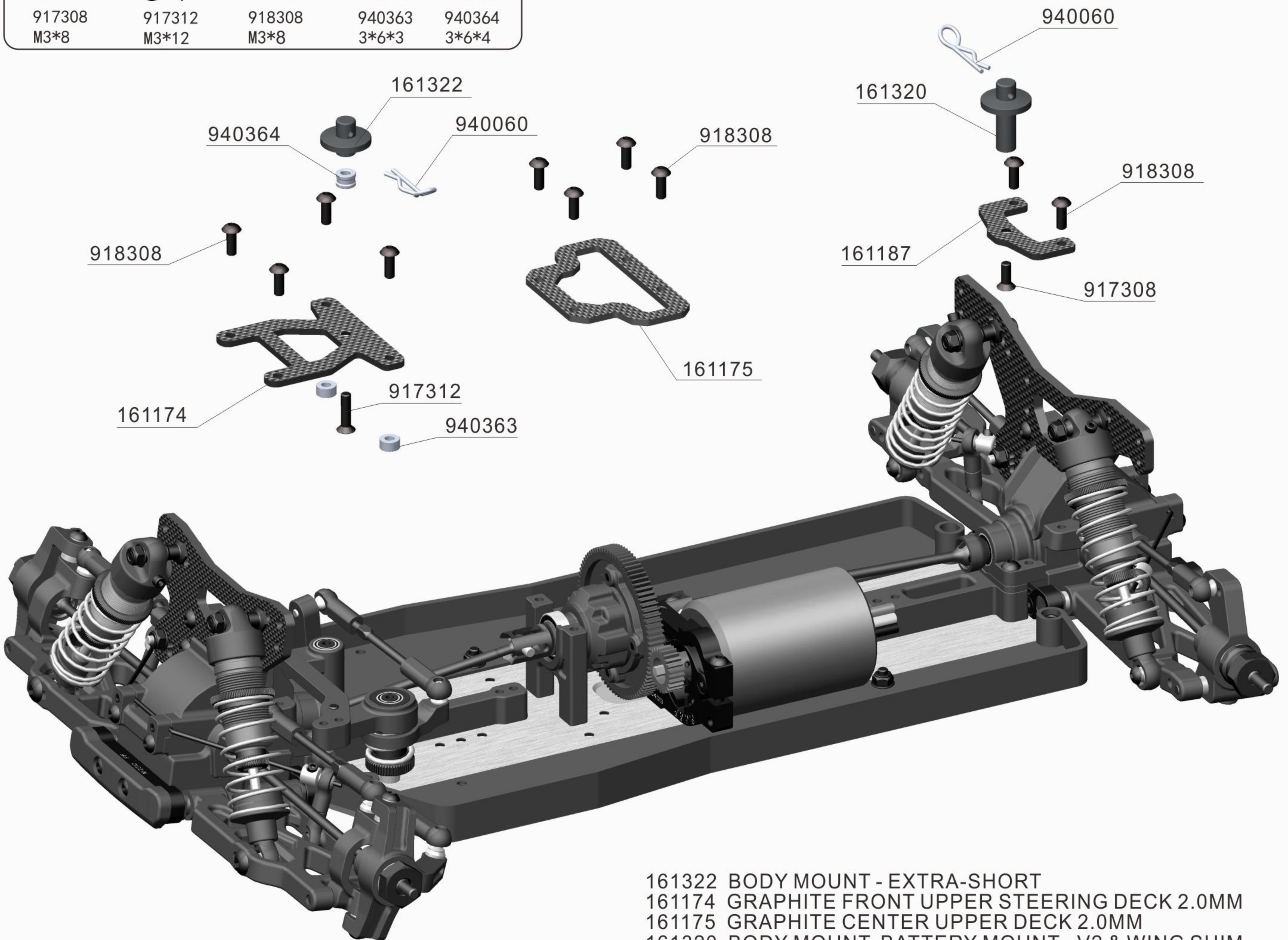
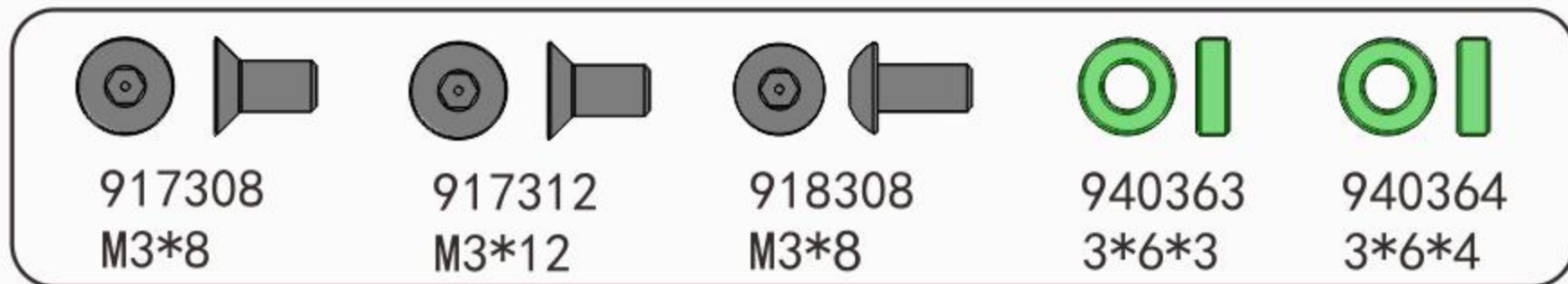
164984 84T
 164981 81T
 ● SUITABLE FOR USE

TIP

		164984	164981
		84T	81T
994018	18t/48p	●	●
994019	19t/48p	●	●
994020	20t/48p	●	●
994021	21t/48p	●	●
994022	22t/48p	●	●
994023	23t/48p	●	●
994024	24t/48p	●	●
994025	25t/48p	●	●
994026	26t/48p	●	●
994027	27t/48p	●	●
994028	28t/48p		●
994029	29t/48p		●
994030	30t/48p		●
994031	31t/48p		
994032	32t/48p		
994033	33t/48p		
994034	34t/48p		
994035	35t/48p		
994036	36t/48p		
996037	37t/48p		
994038	38t/48p		

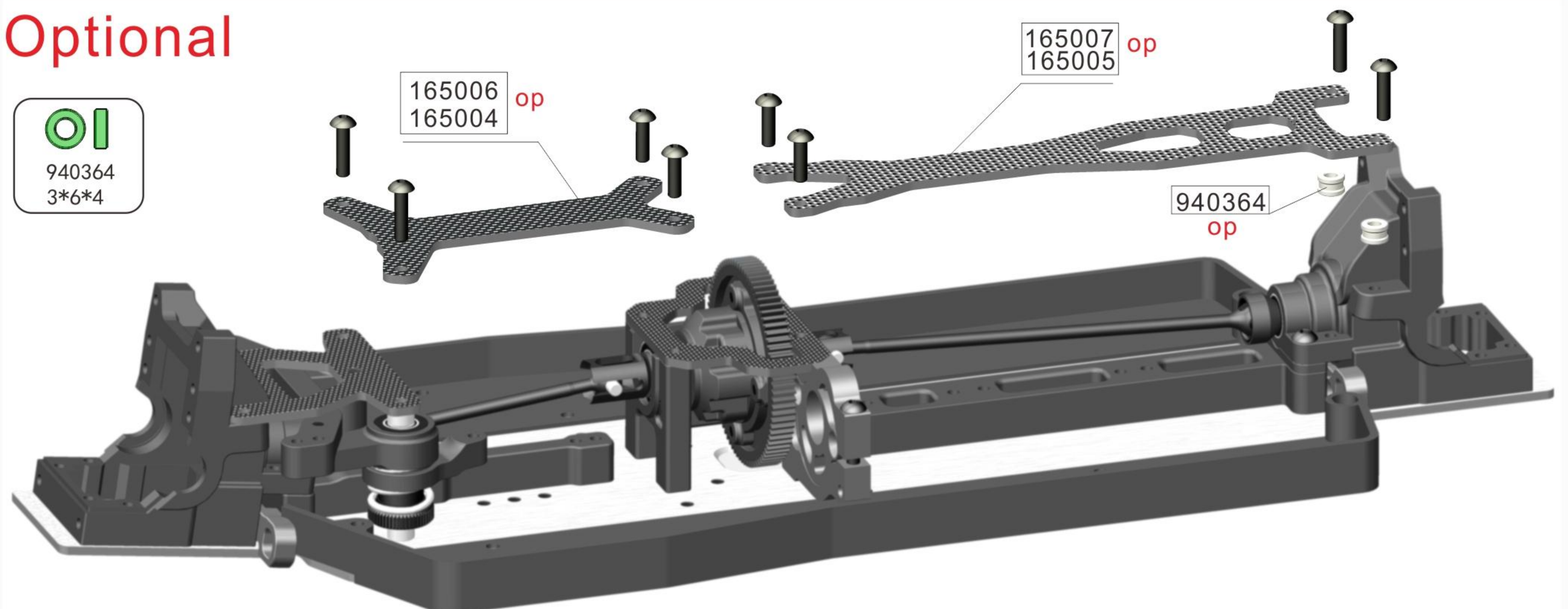


- 1 ADJUST GEAR MESH
 2 TIGHTEN THE SCREW










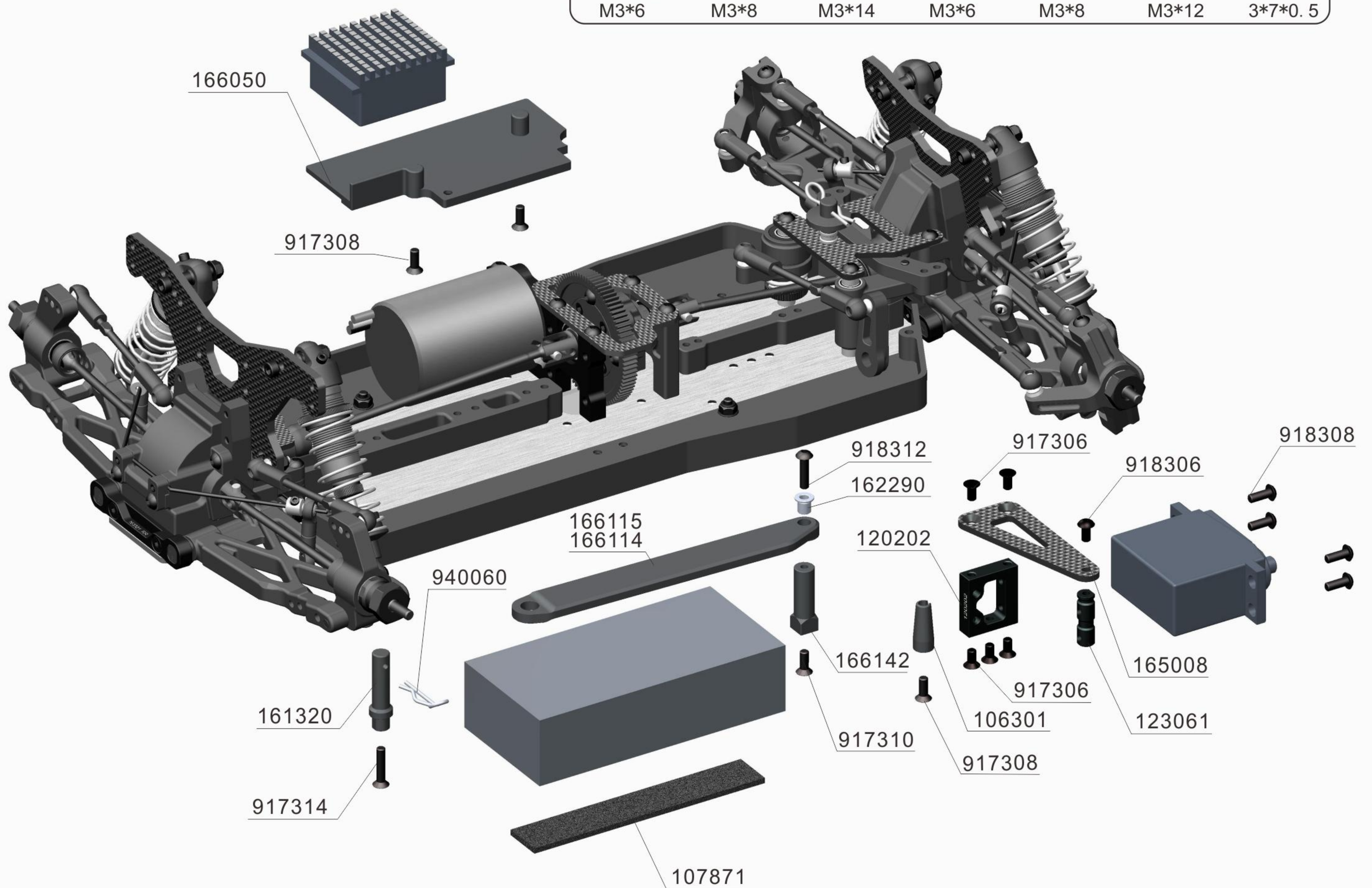
- 161322 BODY MOUNT - EXTRA-SHORT
- 161174 GRAPHITE FRONT UPPER STEERING DECK 2.0MM
- 161175 GRAPHITE CENTER UPPER DECK 2.0MM
- 161320 BODY MOUNT, BATTERY MOUNT - V2 & WING SHIM
- 161187 GRAPHITE REAR UPPER BRACE 2.0MM

Optional



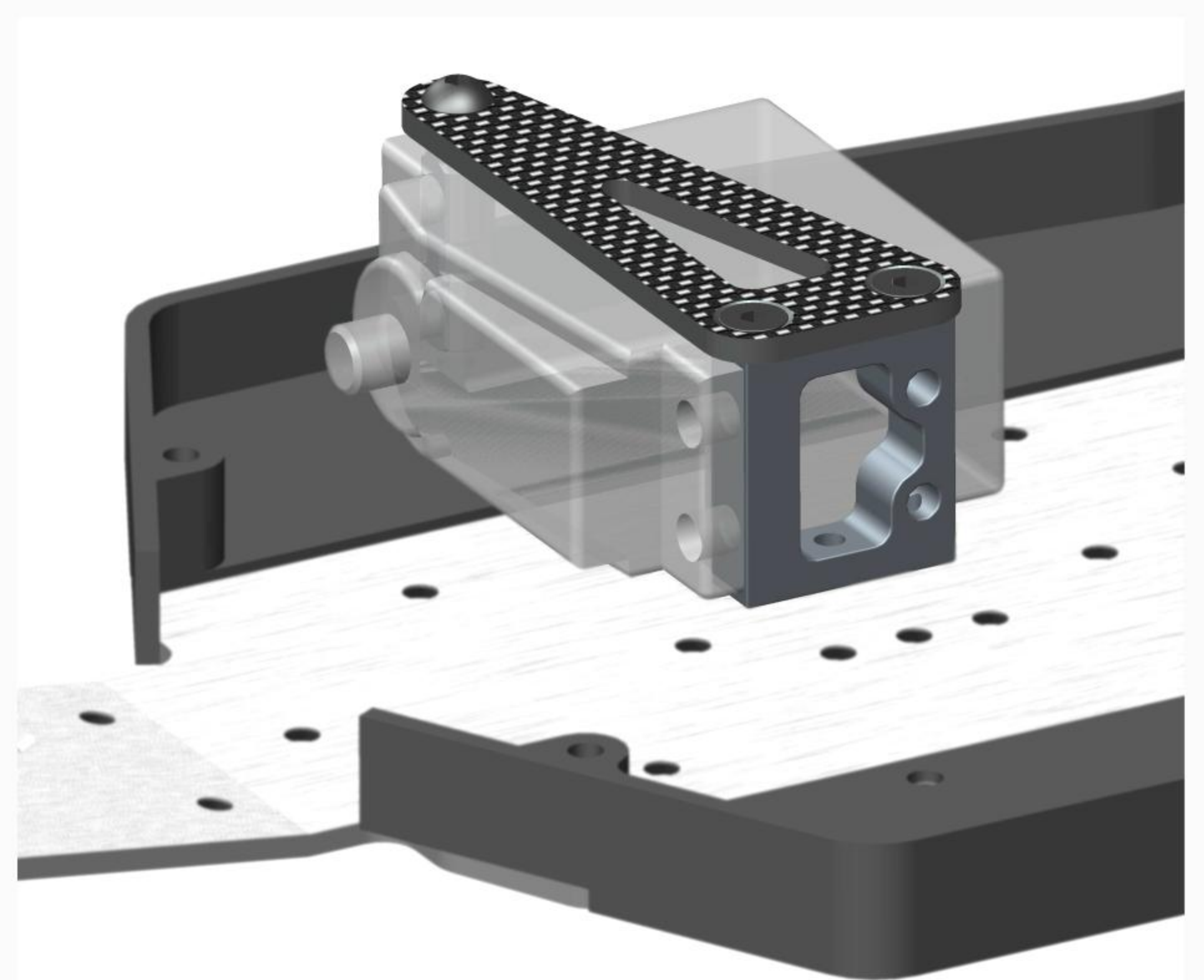

- 165004 FRONT UPPER DECK -66*2.0MM
- 165005 REAR UPPER DECK, GRAPHITE 3 HOLES 131 * 2.0 MM
- 165006 FRONT UPPER DECK -76*2.0MM
- 165007 REAR UPPER DECK, GRAPHITE 2 HOLES 121 * 2.0 MM

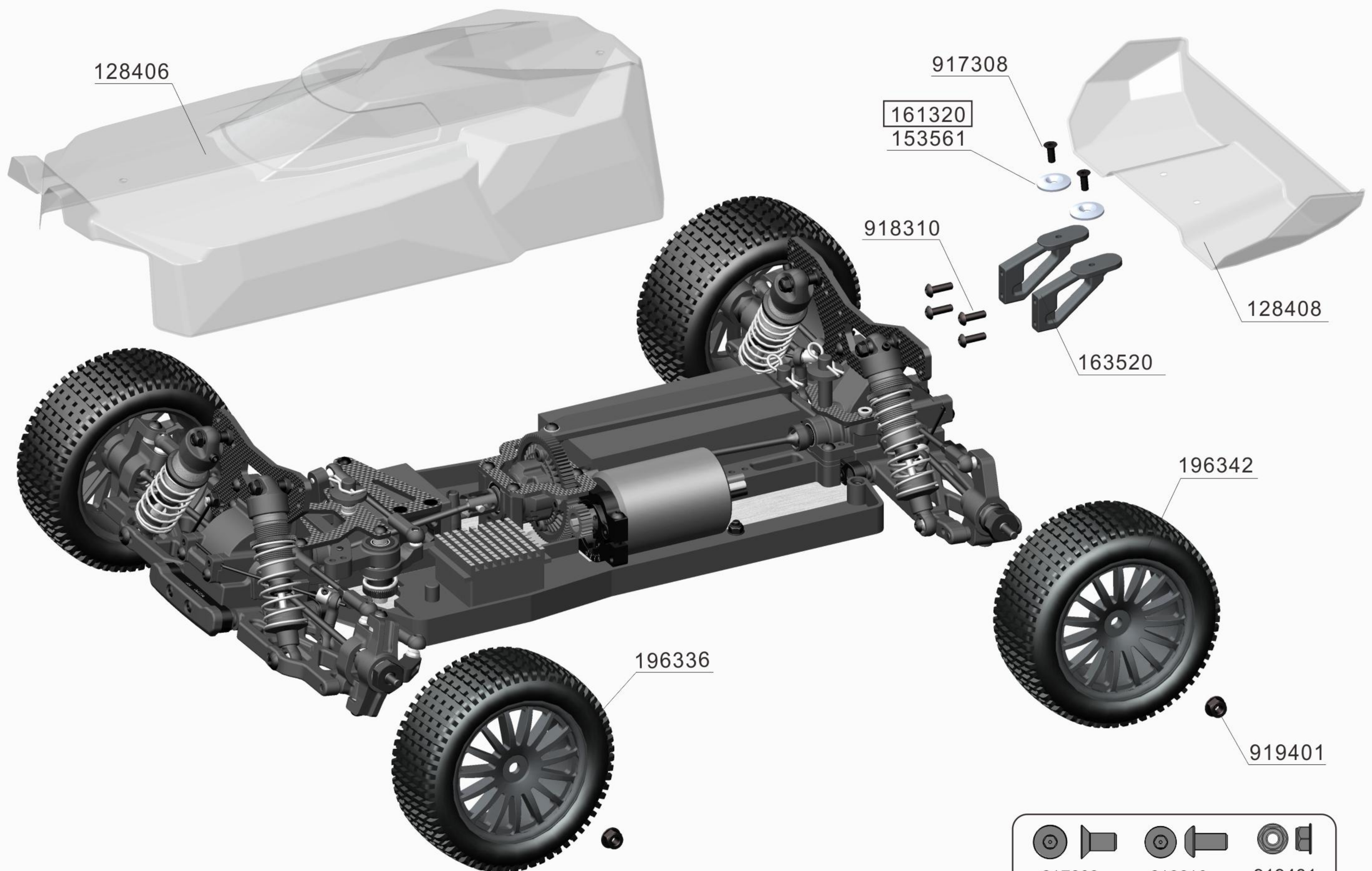
						
917306	917308	917314	918306	918308	918312	940375
M3*6	M3*8	M3*14	M3*6	M3*8	M3*12	3*7*0.5



165008 GRAPHITE SUSPENSION SERVO MOUNT 2.0 MM
 165225 SERVO MOUNT SET, CARBON FIBER 2.0 MM
 166050 COMPOSITE RADIO PLATE - V2
 106301 ANTENNA MOUNT - THIN
 162290 STEEL STEERING BUSHING - SHORT
 107871 BATTERY ANTI-SLIP PAD 15*200mm


123061 ALU. SERVO COLUMN 2-HOLE
 161320 BODY MOUNT, BATTERY MOUNT - V2 & WING SHIM
 166115 COMPOSITE BATTERY STRAP - LONG XL
 166114 COMPOSITE BATTERY STRAP - LONG
 120202 SUSPENSION MOUNT HOLDER, ALUMINUM
 166142 COMPOSITE BATTERY HOLDER STAND

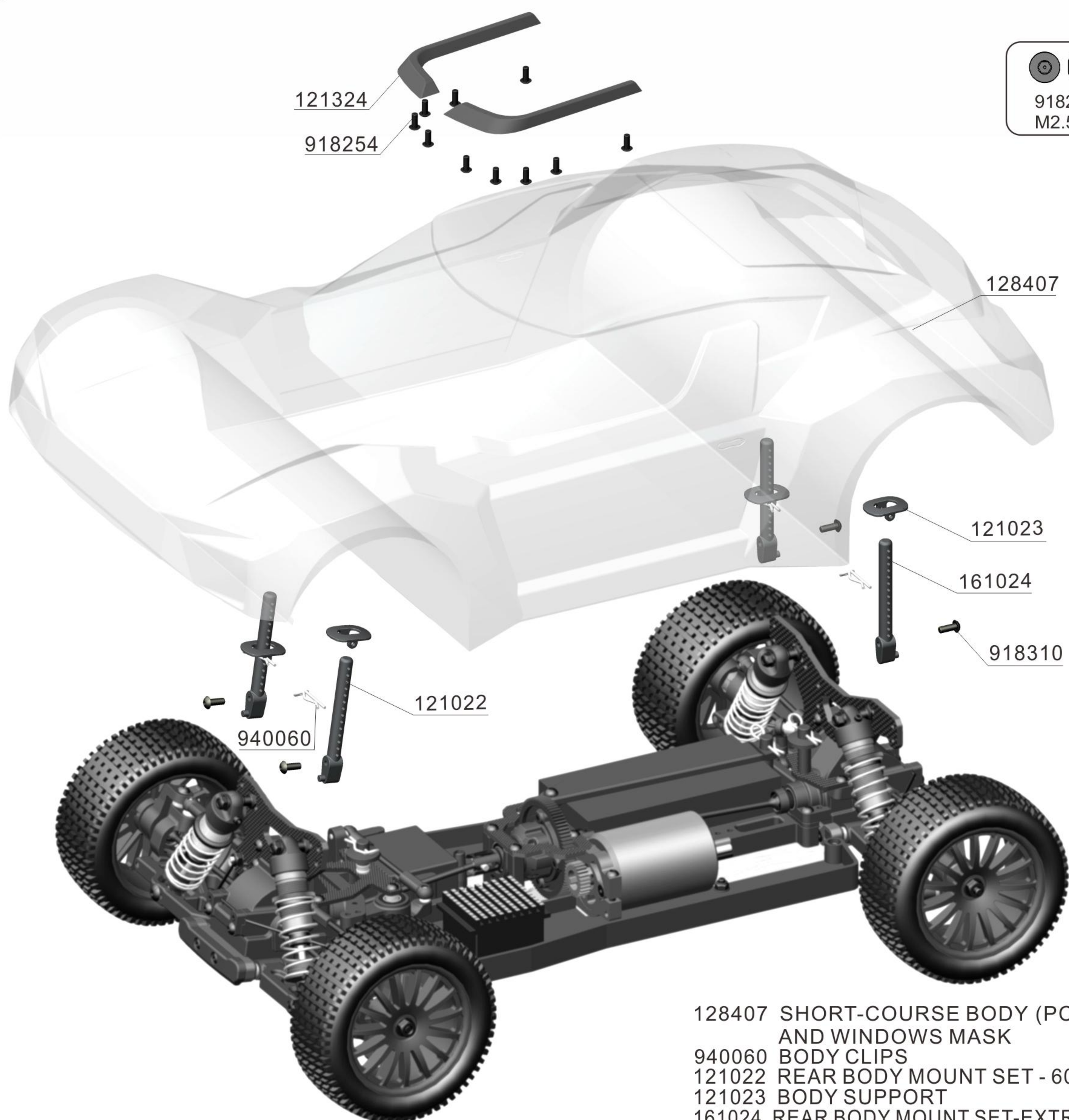





- 128406 OFF ROAD BODY PROTECTION SHELL W/DECAL SHEET AND WINDOWS MASK
 196342 4WD REAR TYRE AND RIM HEX 12MM, 15 SPOKES, 90 * 42 MM- BLACK
 196336 4WD FRONT TYRE AND RIM HEX 12MM, 15 SPOKES, 90 * 36 MM- BLACK
 163520 REAR WING POST - V2
 153561 ALU REAR WING SHIM
 161320 BODY MOUNT, BATTERY MOUNT - V2 & WING SHIM
 128408 REAR WING, OFF ROAD BODY

917308 M3*8	918310 M3*10	919401 M4 F






- 128407 SHORT-COURSE BODY (PC) WITH DECAL SHEETS AND WINDOWS MASK
- 940060 BODY CLIPS
- 121022 REAR BODY MOUNT SET - 60MM
- 121023 BODY SUPPORT
- 161024 REAR BODY MOUNT SET-EXTRA LONG 71MM
- 121324 PROTECTION RACK



102665




COMPOSITE BALL JOINT 4.9MM - CLOSED WITH HOLE

103454



BALL JOINT 4.9MM - OPEN

106219



COMPOSITE SET OF SERVO SHIMS

106301



ANTENNA MOUNT - THIN

156200




BRAKE/THROTTLE ARMS & STEERING SERVO ARMS - SET

161182



COMPOSITE REAR LOWER BRACE

161200



COMPOSITE BUMPER - V2

161267




COMPOSITE CHASSIS SIDE GUARDS L+R - HARD

161296




COMPOSITE CHASSIS BRACE FRONT - HARD

161297




COMPOSITE CHASSIS BRACE REAR - HARD

161320



BODY MOUNT, BATTERY MOUNT - V2 & WING SHIM

161322



BODY MOUNT - EXTRA-SHORT

162210



COMPOSITE C-HUB 9° DEG. RIGHT

162220



COMPOSITE C-HUB 9° DEG. LEFT

162250



COMPOSITE STEERING BLOCK

162315



ECCENTRIC BUSHING SET

162112




COMPOSITE SUSPENSION ARM FRONT LOWER

163111



COMPOSITE SUSPENSION ARM REAR LOWER RIGHT - V2

163121




COMPOSITE SUSPENSION ARM REAR LOWER LEFT - V2

163353



COMPOSITE UPRIGHT REAR

163520



REAR WING POST - V2

164022




COMPOSITE CENTRAL BULKHEAD

166050




COMPOSITE RADIO PLATE - V2

166114




COMPOSITE BATTERY STRAP - LONG

166115




COMPOSITE BATTERY STRAP - LONG XL

166142




COMPOSITE BATTERY HOLDER STAND

166160



FOAM SPACER FOR BATTERY

166200



COMPOSITE SERVO MOUNT

166202



COMPOSITE SERVO MOUNT - HIGHER

169910



4WD FRONT WHEEL AERODISK WITH 14MM HEX - WHITE - V2

169911



4WD REAR WHEEL AERODISK WITH 14MM HEX - WHITE

121022



REAR BODY MOUNT SET - 60MM

121023




BODY SUPPORT

161024



REAR BODY MOUNT SET, EXTRA LONG - 71MM

103430




BALL HEAD 4.9MM, STEEL

103431-K




ALU 4.9MM BALL END - BLACK

152460




PIVOT BALL 5.8

162290



STEEL STEERING BUSHING - SHORT

162291



STEEL STEERING BUSHING - LONG

162571



COMPOSITE STEERING PLATE

162510




COMPOSITE SERVO SAVER

132540



ALU SERVO SAVER ADJUSTABLE NUT

132561



SERVO SAVER SPRING C=14

162540




ALU SERVO SAVER MAIN SHAFT

162550



SERVO SAVER PIVOT SHAFT

161105




ALU. CHASSIS 2.0 MM - 6061 T6

161174




GRAPHITE FRONT UPPER STEERING DECK 2.0MM

161175



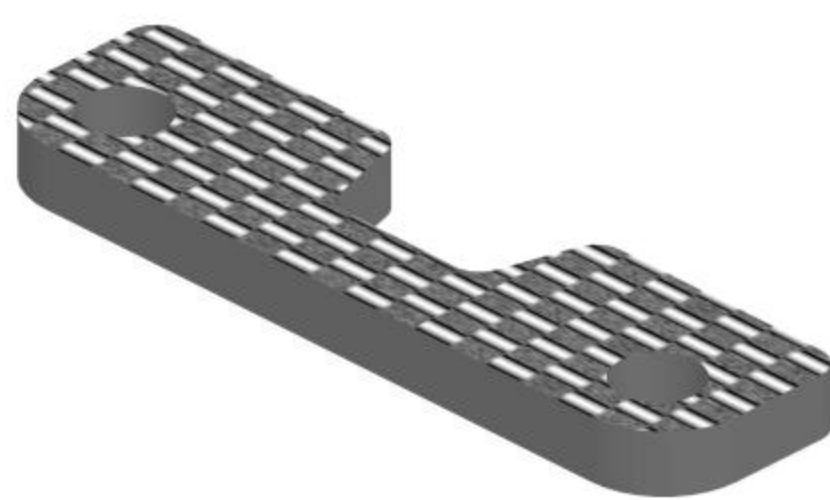
GRAPHITE CENTER UPPER DECK 2.0MM

161178




GRAPHITE CHASSIS BRACE UPPER DECK 2.0MM

161181




GRAPHITE REAR LOWER BRACE 2.0MM

161187




GRAPHITE REAR UPPER BRACE 2.0MM

161298



GRAPHITE CHASSIS WIRE COVER 2.0MM

162083




GRAPHITE SHOCK TOWER FRONT 3.6 MM - LOWER

163081



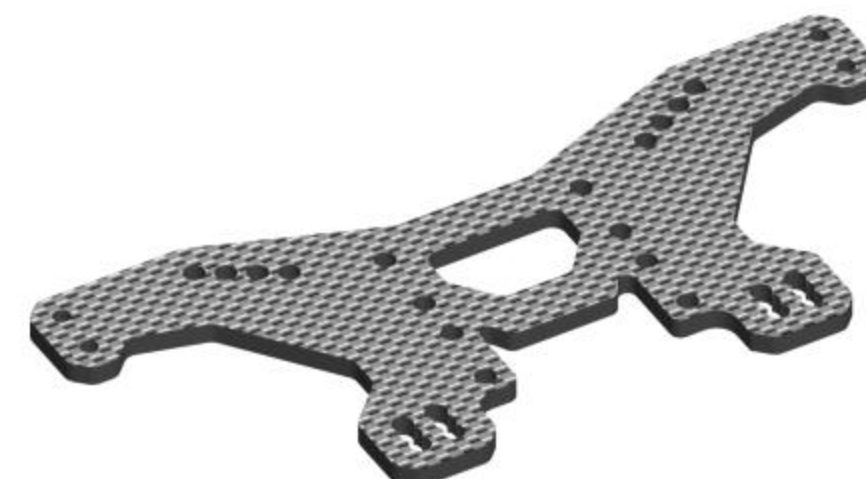
GRAPHITE SHOCK TOWER REAR 3.0MM

165012




FRONT SHOCK TOWER 3.0 MM - GRAPHITE

165013




REAR SHOCK TOWER 3.0 MM - GRAPHITE

165004




FRONT UPPER DECK -66*2.0mm

165005




REAR UPPER DECK, GRAPHITE 3 HOLES 131 * 2.0 MM

165006



GRAPHITE SUSPENSION SERVO MOUNT 2.0 MM

165007




REAR UPPER DECK, GRAPHITE 2 HOLES 121 * 2.0 MM

120202



SUSPENSION MOUNT HOLDER, ALUMINUM

165008



GRAPHITE SUSPENSION SERVO MOUNT 2.0 MM

123061




ALU SERVO COLUMN - 2 HOLES

165225




SERVO MOUNT SET, CARBON FIBER 2.0 MM

167210




SUSPENSION PIVOT PIN 3*48

167220



FRONT ARM PIVOT PIN 3*32

167320



REAR ARM PIVOT PIN 3*32

162310



ALU FRONT LOWER SUSPENSION HOLDER - FRONT - 6061 T6

162320



ALU FRONT LOWER SUSPENSION HOLDER - REAR, 6061 T6

163311



ALU REAR LOWER SUSPENSION HOLDER - FRONT, 6061 T6

163321



ALU REAR LOWER SUSPENSION HOLDER - REAR, 6061 T6

164013



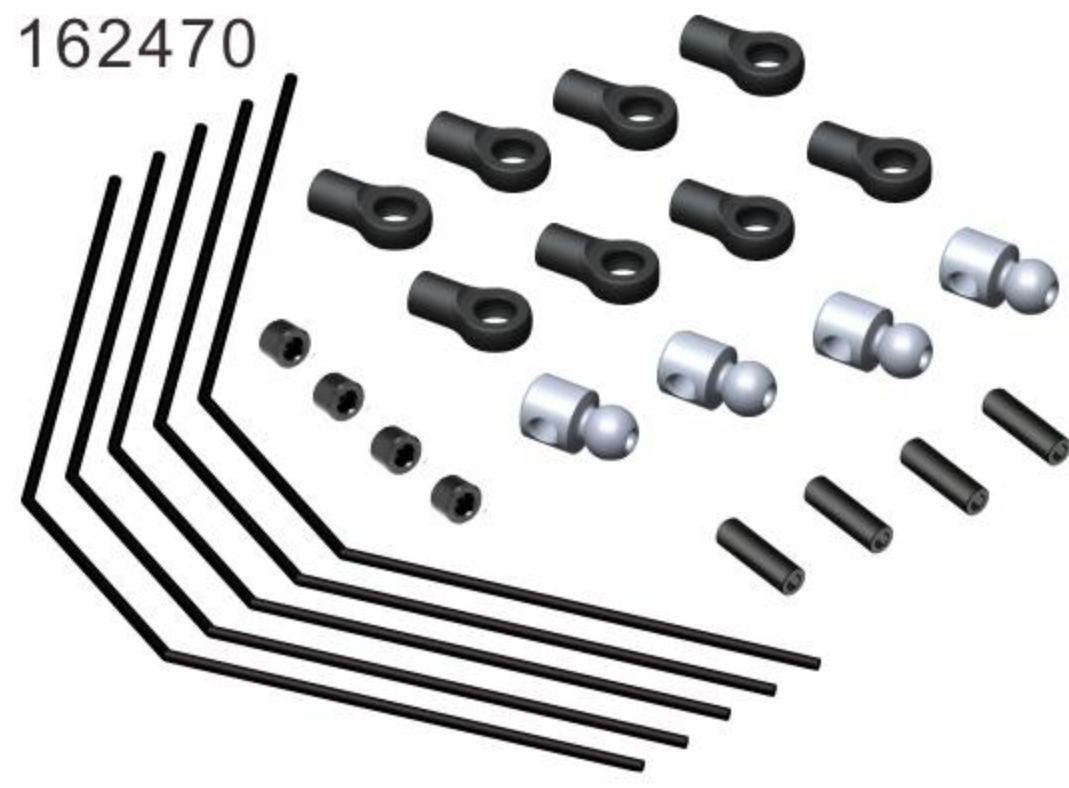
ALU MOTOR BULKHEAD - LOW

164090



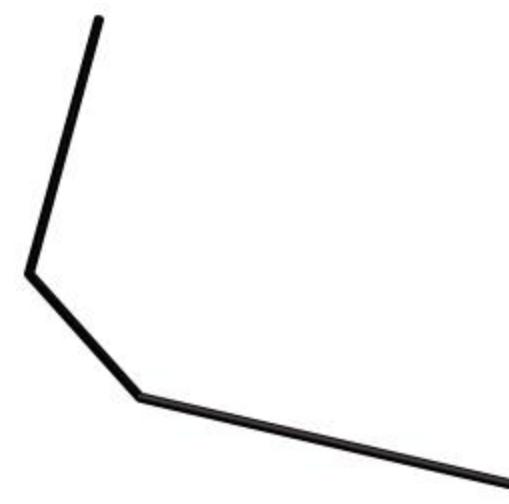
ALU ECCENTRIC MOTOR BULKHEAD INSERT

162470



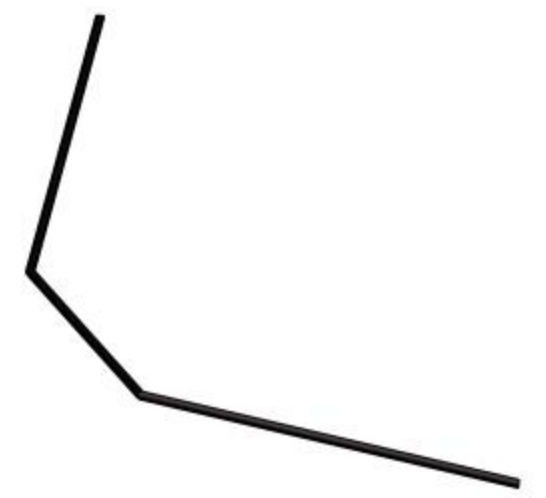
ANTI-ROLL BAR COMPLETE SET

162472



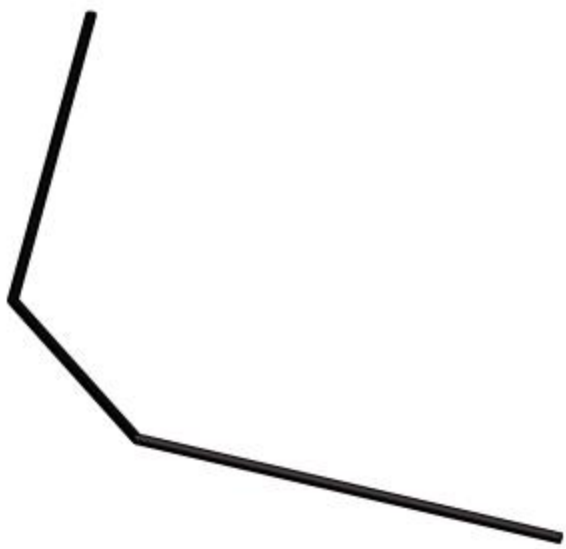
ANTI-ROLL BAR 1.2 MM

162474



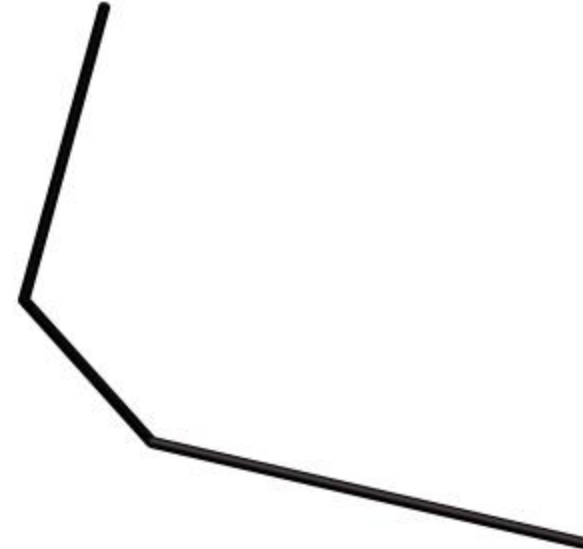
ANTI-ROLL BAR 1.4 MM

162476



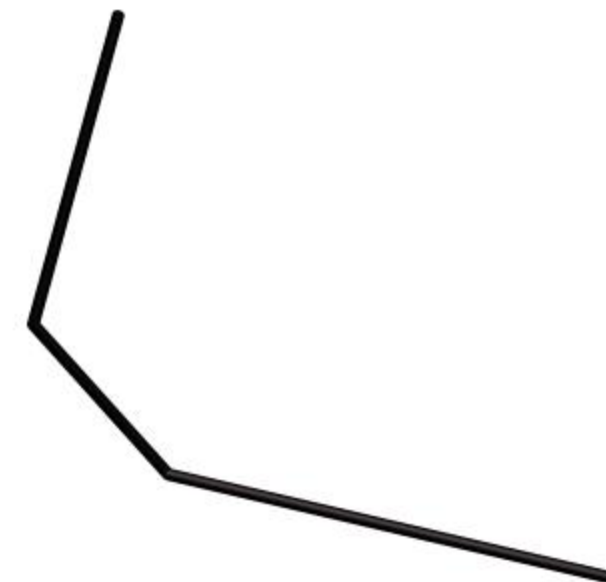
ANTI-ROLL BAR 1.6 MM

162478



ANTI-ROLL BAR 1.8 MM

162480



ANTI-ROLL BAR 2.0 MM

162573




ALU STEERING PLATE 4-HOLE

162574




ALU STEERING PLATE 2-HOLE

162650




BALL END 4.92 MM WITH THREAD 6 MM

162651




BALL END 4.92 MM WITH THREAD 8 MM

162652




BALL END 4.92 MM WITH THREAD 10 MM

162002



DIFF BULKHEAD BLOCK SET FRONT

162003



DIFF BULKHEAD BLOCK SET REAR

104930



COMPOSITE GEAR DIFF BEVEL & SATELLITE GEARS (2+4)

104932



COMPOSITE GEAR DIFF BEVEL & SATELLITE GEAR (2+4) - LOW

104980



COMPOSITE GEAR DIFF CROSS PIN

104990



DIFF GASKET

164901



GEAR CENTER DIFFERENTIAL(84T) - SET

164902



GEAR DIFFERENTIAL FOR 35T - SET

164903



GEAR CENTER DIFFERENTIAL(81T) - SET

164910



COMPOSITE GEAR DIFFERENTIAL CASE

164911



COMPOSITE CENTER GEAR DIFFERENTIAL ADAPTER

164935



COMPOSITE DIFF. BEVEL GEAR 35T - V2

164955



STEEL DIFFERENTIAL BEVEL GEAR 35T

164981




COMPOSITE CENTER DIFF SPUR GEAR 81T / 48P

164984



COMPOSITE CENTER DIFF SPUR GEAR 84T / 48P

164990




COMPOSITE BEVEL GEAR BUSHING

165114




COMPOSITE BEVEL DRIVE GEAR 14T

165134



STEEL BEVEL DRIVE GEAR 14T

135080




DIFF PIN 3.5*23.5mm

164970



CENTER DIFF OUTDRIVE ADAPTER - SPRING STEEL

131205



H12

ALU WHEEL HUB H12*5MM

131212



H12

ALU WHEEL HUB H12*12MM

165350



H14

ALU WHEEL HUB 14MM*5MM

165352



H14

ALU WHEEL HUB 14MM - OFFSET "+0.75MM"

165353



H12

ALU WHEEL HUB 12MM

165355



H12

ALU WHEEL HUB 12MM - OFFSET "+0.75MM"

165356



H12

ALU WHEEL HUB 12MM - OFFSET "+1.50MM"

165357



H12

ALU WHEEL HUB 12MM - OFFSET "+2.25MM"

165358



H12

ALU WHEEL HUB 12MM - OFFSET "+3.00MM"

165359



ALU WHEEL HUB 12MM - OFFSET "+3.75MM"

165360



ALU WHEEL HUB 12MM - OFFSET "+4.50MM"

165220



FRONT DRIVE SHAFT 81MM / 74MM WITH 3.0MM PIN - SPRING STEEL

165322




REAR DRIVE SHAFT 68MM / 61.5MM WITH 3.0MM PIN - SPRING STEEL

165340



REAR DRIVE AXLE 5*40MM - SPRING STEEL

165230



DRIVE SHAFT COUPLING

165440



CENTRAL SHAFT UNIVERSAL JOINT 5*24MM - SPRING STEEL

165240



FRONT DRIVE AXLE 5*28MM - SPRING STEEL

165425



CENTRAL DRIVE SHAFT 95MM / 89MM WITH 3.0MM PIN - SPRING STEEL

165426



CENTRAL DRIVE SHAFT 72MM / 66MM WITH 3.0MM PIN - SPRING STEEL

165427




CENTRAL DRIVE SHAFT 105MM / 99MM WITH 3.0MM PIN - SPRING STEEL

165428



CENTRAL DRIVE SHAFT 82MM / 76MM WITH 3.0MM PIN - SPRING STEEL

118061



REAR CVD UNIVERSAL JOINT ASSEMBLY-68/61.5mm 3.0PIN S2

118674



FRONT CVD UNIVERSAL JOINT ASSEMBLY-81/74mm 3.0PIN S2

118066



CENTRAL-FRONT CVD UNIVERSAL JOINT ASSEMBLY 72MM - HOLE 66MM 3.0 PIN S2

118076



CENTRAL-FRONT CVD UNIVERSAL JOINT ASSEMBLY 82MM - HOLE 76MM 3.0 PIN S2

118089




CENTRAL-REAR CVD UNIVERSAL JOINT ASSEMBLY 95MM - HOLE 89MM 3.0 PIN S2

118099



CENTRAL-REAR CVD UNIVERSAL JOINT ASSEMBLY 105MM - HOLE 99MM 3.0 PIN S2

165470



COMPOSITE DRIVE SHAFT SAFETY COLLAR - V2

165471-K



ALU DRIVE SHAFT SAFETY COLLAR - BLACK

165471-S




ALU. DRIVE SHAFT COLLAR - SILVER

168030



SHOCK PISTONS - COMPLETE SET - DERLIN

124222 2hole
124223 3hole
124224 4hole
124226 6hole



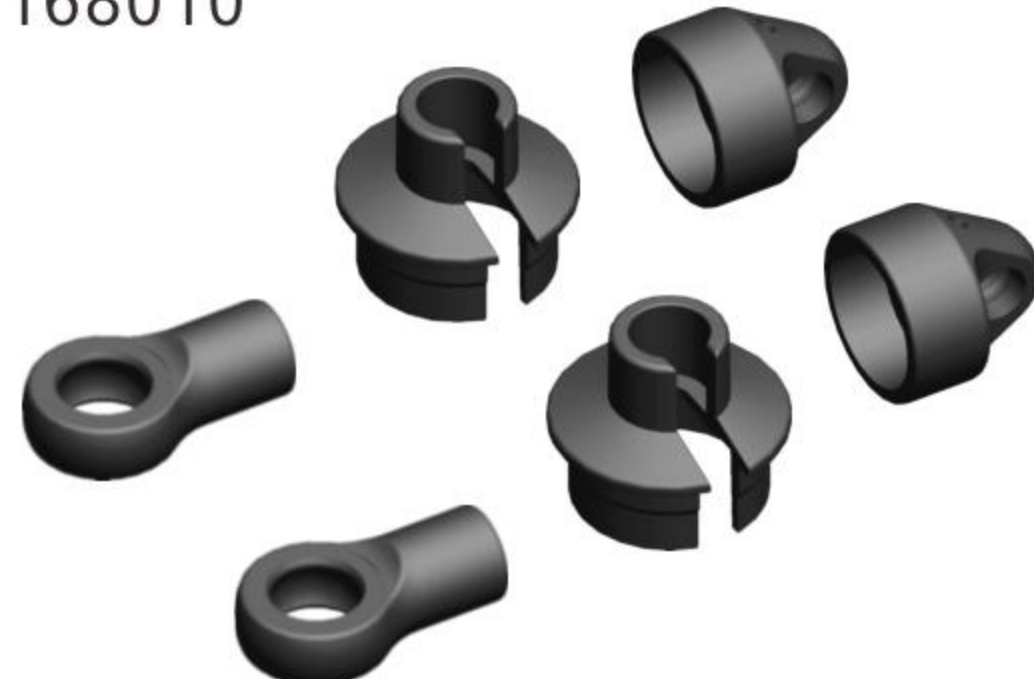
IMPACT PISTON-CNC MACHINING

124229



SHOCK PISTONS - COMPLETE SET - CNC MACHINING

168010




COMPOSITE SHOCK PARTS

168040



ALU SHOCK ADJUSTABLE NUT

168051



ALU SHOCK CAP-NUT WITH VENT HOLE

141435




ALU FRONT SHOCK BODY - HARD COATED 14.5X35MM

141450




ALU REAR SHOCK BODY - HARD COATED 14.5X40MM

168160 3x45



FRONT HARDENED SHOCK SHAFT 3*45MM

168260 3x50




REAR HARDENED SHOCK SHAFT 3*50MM

141055



ALU LOWER SHOCK BODY CAP

124403



SHOCK BOTTOM COVER 3.7 * 3.0

120053




ALU SHOCK BOTTOM CAP SET WITH ORING 3.7x3.0

163240




BALL UNIVERSAL 5.8MM WITH BACKSTOP

156190




1.1 * 60 * 9.0 SUSPENSION SPRING RD

156195



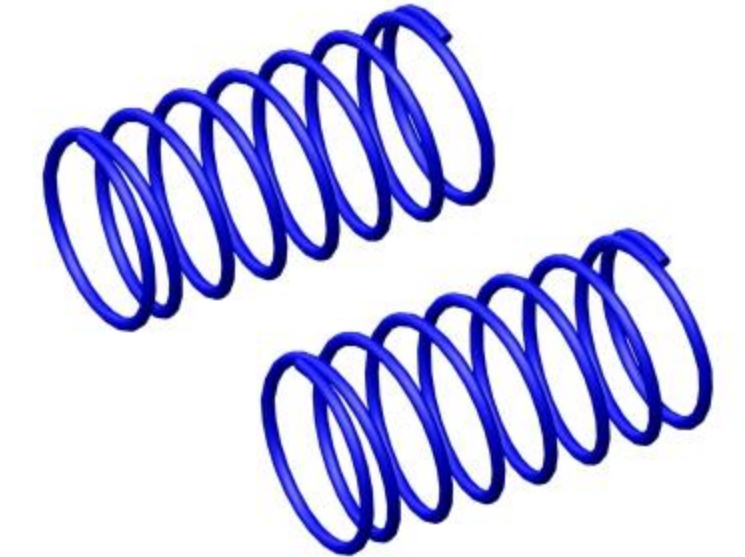
1.1 * 60 * 9.5 SUSPENSION SPRING SR

156110




1.1 * 60 * 10 SUSPENSION SPRING YE

156111




1.1 * 60 * 10.5 SUSPENSION SPRING BL

154280




1.2 * 45 * 8.0 SUSPENSION SPRING RD

154285



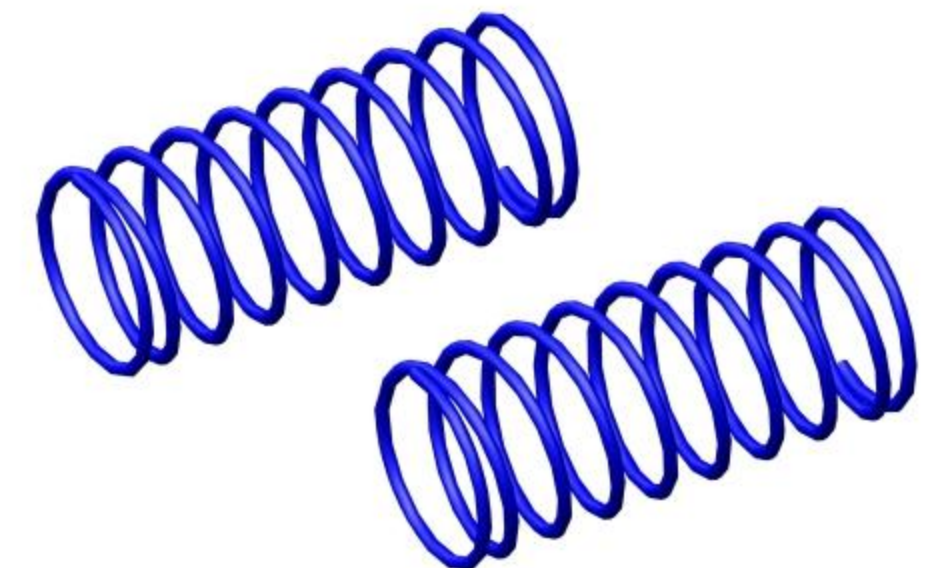
1.2 * 45 * 8.5 SUSPENSION SPRING SR

154290



1.2 * 45 * 9.0 SUSPENSION SPRING YE

154295



1.2 * 45 * 9.5 SUSPENSION SPRING BL

148093




REAR SHOCK ABSORBERS COMPLETE SET 40mm 14.5x90mm

148083




FRONT SHOCK ABSORBERS COMPLETE SET 35 MM, 14.5 X 80 MM

106310



ANTENNA

153561



ALU REAR WING SHIM

107871



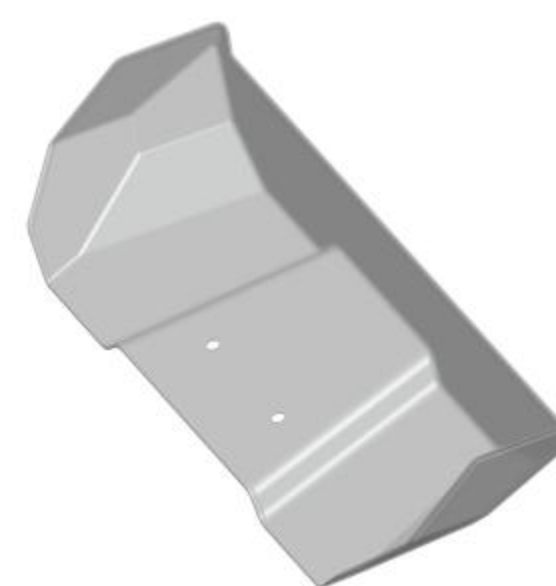
BATTERY ANTI-SLIP PAD 15 * 200 MM

107872




VELCRO STRAP 10 X 500 MM

128408



REAR WING, OFF-ROAD BODY

128406




OFF-ROAD BODY (PC) WITH DECAL SHEETS AND WINDOWS MASK

128490



OFF ROAD BODY DECAL SHEET

128407



SHORT-COURSE BODY (PC) WITH DECAL SHEETS AND WINDOWS MASK

128491



SHORT-COURSE BODY DECAL SHEET

121324



PROTECTION RACK

196336



4WD FRONT TYRE AND RIM HEX 12MM, 15 SPOKES, 90° * 36 MM - BLACK

196342




4WD REAR TYRE AND RIM HEX 12MM, 15 SPOKES, 90° * 42 MM - BLACK

920345 45mm
920350 50mm
920355 55mm




ADJ. TURNBUCKLE L/R - SPRING STEEL

940060




BODY CLIPS

169000



DK4 SET OF HIGH-SPEED BALL BEARINGS (22)

169300



DK4 MOUNTING HARDWARE PACKAGE - SET

994018 18T 994030 30T
994019 19T 994031 31T
994020 20T 994032 32T
994021 21T 994033 33T
994022 22T 994034 34T
994023 23T 994035 35T
994024 24T 994036 36T
994025 25T 994037 37T
994026 26T 994038 38T
994027 27T 994039 39T
994028 28T 994040 40T
994029 29T



48p

PINION GEAR ALU HARD COATED

994013 18T-30T



48P


PINION GEAR ALU HARD COATED

915325 M3x2.5
915303 M3x3
915304 M3x4
915306 M3x6
915308 M3x8
915310 M3x10
915312 M3x12
915314 M3x14



HEX SET SCREW

916205 M2x5
916256 M2.5x6
916251 M2.5x10
916308 M3x8
916310 M3x10
916312 M3x12
916314 M3x14
916316 M3x16
916318 M3x18
916320 M3x20
916322 M3x22
916325 M3x25



HEX SOCKET CAP SCREW

917256 M2.5x6 917406 M4x6
917258 M2.5x8 917408 M4x8
917250 M2.5x10 917410 M4x10
917304 M3x4 917412 M4x12
917306 M3x6 917414 M4x14
917308 M3x8 917416 M4x16
917310 M3x10 917418 M4x18
917312 M3x12 917420 M4x20
917314 M3x14 917422 M4x22
917316 M3x16 917425 M4x25
917318 M3x18
917320 M3x20



HEX SCREW FLAT HEAD

918205 M2x5
918206 M2x6
918208 M2x8
918210 M2x10
918256 M2.5x6
918110 M2.5x10
918112 M2.5x12
918114 M2.5x14
918304 M3x4
918305 M3x5
918306 M3x6
918308 M3x8
918310 M3x10
918312 M3x12
918314 M3x14
918316 M3x16
918318 M3x18
918320 M3x20



HEX SCREW ROUND HEAD

940025 C2.5
940030 C3.0
940040 C4.0
940050 C5.0




E-CLIP

940360-5 3x6x0.5
940360-5-o 3x6x0.5-o
940360-5-k 3x6x0.5-k
940361 3x6x1
940361-o 3x6x1-o
940361-k 3x6x1-k
940362 3x6x2
940362-o 3x6x2-o
940362-k 3x6x2-k
940363 3x6x3
940363-o 3x6x3-o
940363-k 3x6x3-k
940364 3x6x4
940365 3x6x5
940366 3x6x6



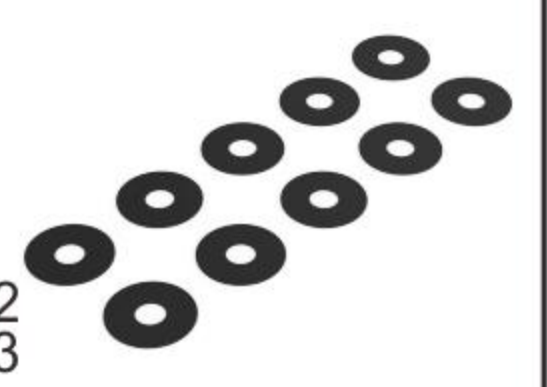
ALU SHIM

947362 3x6x2
947362-o 3x6x2-o
947362-k 3x6x2-k



ALU CONICAL SHIM

940265 2.6x6
940272 2.6x7
940373 3x7x0.3
940375 3x7x0.5
943592 3.5x9x0.2
943593 3.5x9x0.3
943594 3.5x9x0.4
945121 5x12x0.1
945122 5x12x0.2
945123 5x12x0.3
941502 12x14.8x0.2
941503 12x14.8x0.3



WASHER

960615 6x1.5
960702 7x2
960902 9x2
960925 9x2.5
969522 9.5x2.2
961001 10x1
961003 10x3
961201 12x1
961301 13x1
961401 14x1
961501 15x1
961601 16x1
961515 15x1.5
961715 17x1.5




SILICONE O-RING

127003



SHOCK ABSORBER RUBBER 3*3.2*6mm

930508 5x8x2.5
930510 5x10x4
930512 5x12x4
930814 8x14x4
931015 10x15x4



BALL-BEARING

919300
919400



NUT

919403
919402 ALU



WHEEL LOCK NUT M4

919301
919401



NUT WITH SERRATED FLANGE

951509 1.5x9.0
951510 1.5x9.8
950209 2.0x9.0
950210 2.0x9.8
950212 2.0x12
950312 3.0x12



PIN



19 4WD DESERT RALLY
DUNE

BLAZE

SURC

19 4WD DESERT RALLY
DUNE



Made in China